

MAMBA

PHOTOMETRY

AYRTON
Digital Lighting



Total Flux	20,400 lm (Sphere, fan mode Stage, mid zoom)

CCT balanced white	9000 K
Ra balanced white	67 (±2)
TLCI balanced white	32
TM-30 balanced white	Rf: 62 Rg: 83

Fan Mode	Noise Level (dBA)	by Goniometer (lm)	by Sphere (lm)
Auto	46.7	17,000	20,230
Stage	41.3	17,100	20,400
Silence	35.7	13,100	15,500
Super Silence	49.4	11,400	13,600

Note: noise measured @1m distance, static status, ambient 31 dBA.

Voltage / Power	100-240V, 50-60Hz	800 W
Fixture Dimension / Weight	405 x 747 x 369 mm	41 kg
Packing Dimension / Weight	730 x 680 x 510 mm	56.5 kg

AUTO MODE | NATIVE CRI GREATER THAN 67

MIN ZOOM

BEAM OPENING

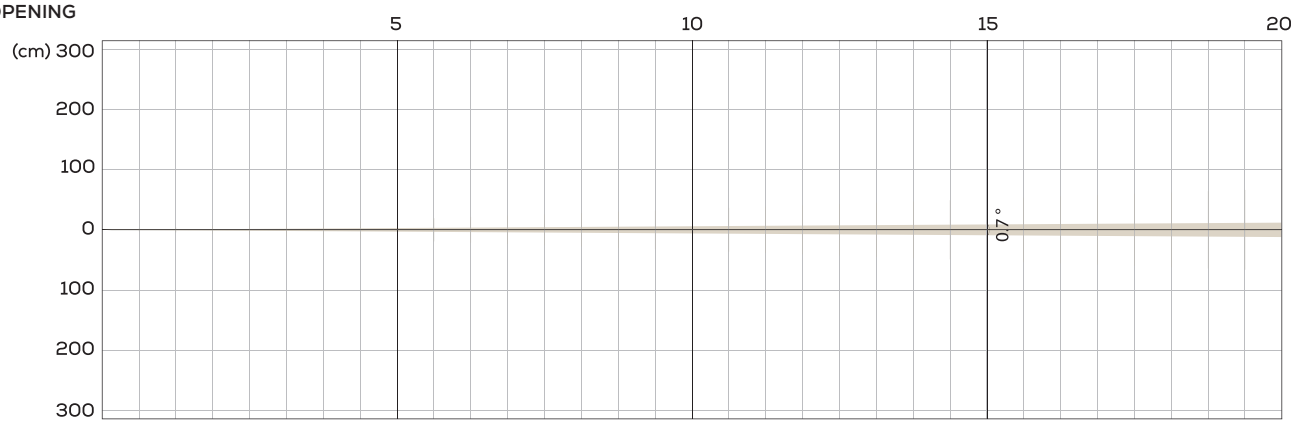

INTENSITY

Distance (m)	5		10		15		20		30		50		100	
unit	Lux	Diameter	Lux	Diameter	Lux	Diameter	Lux	Diameter	Lux	Diameter	Lux	Diameter	Lux	Diameter
White	10400000	0.06	2600000	0.12	1155556	0.18	650000	0.24	288889	0.37	104000	0.61	26000	1.22

MIDDLE ZOOM

BEAM OPENING

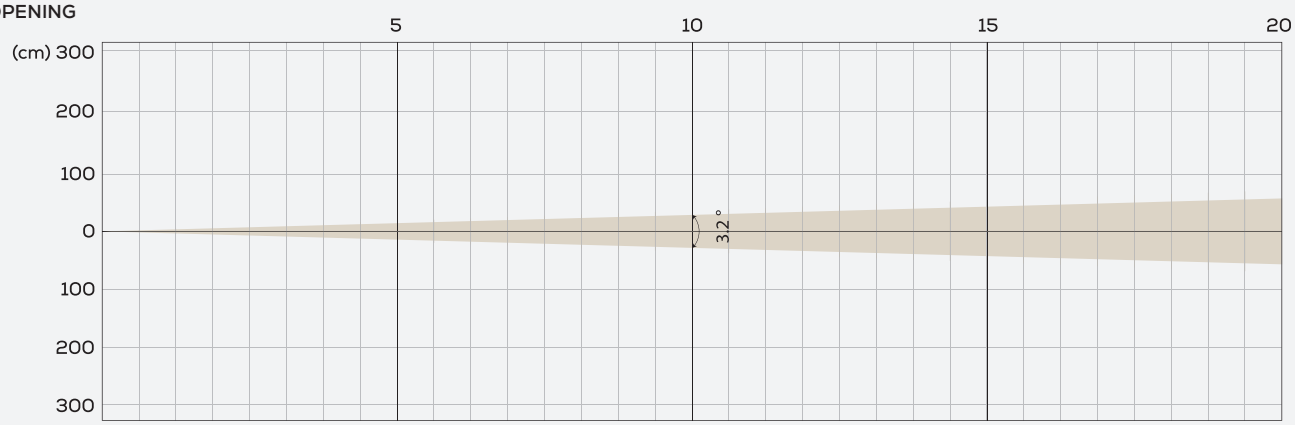

INTENSITY

Distance (m)	5		10		15		20	
unit	Lux	Diameter	Lux	Diameter	Lux	Diameter	Lux	Diameter
White	616627	0.28	154157	0.56	68514	0.84	38539	1.12

MAX ZOOM

BEAM OPENING

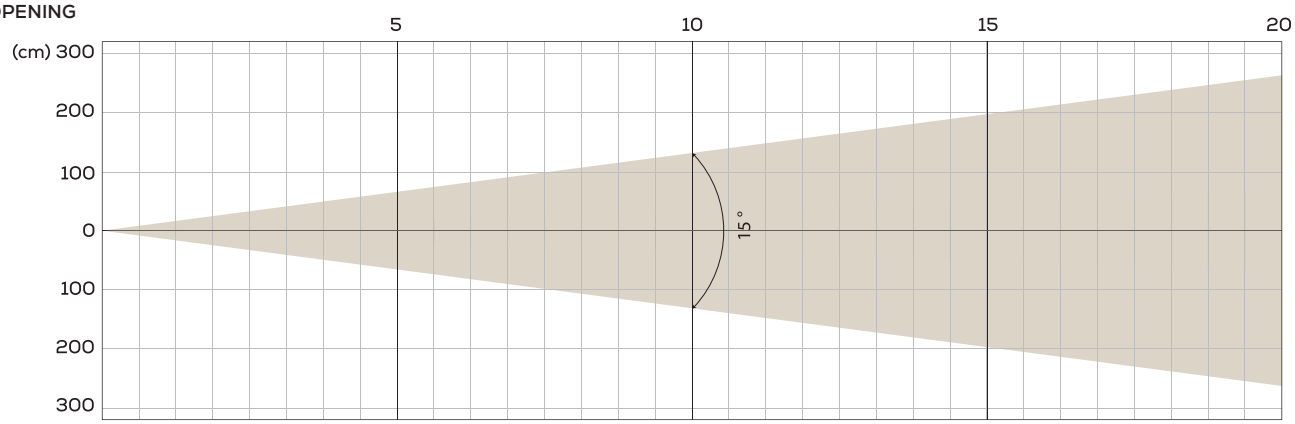

INTENSITY

Distance (m)	5		10		15		20	
unit	Lux	Diameter	Lux	Diameter	Lux	Diameter	Lux	Diameter
White	73857	1.32	18464	2.63	8206	3.95	4616	5.27

COLOUR DETAILS

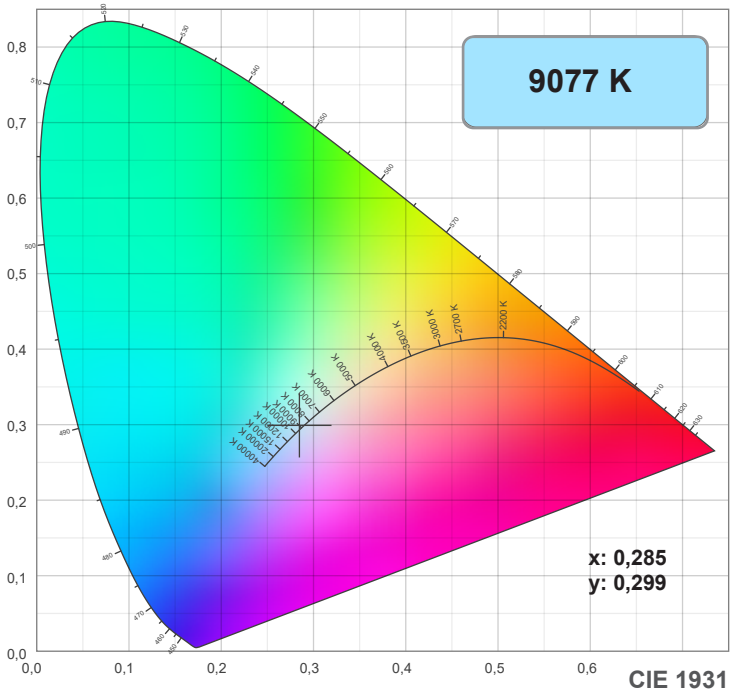

CIE 1931

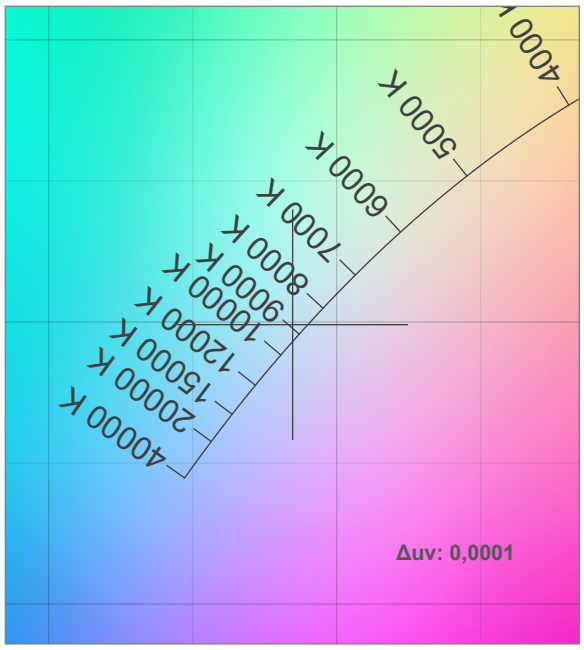

CIE 1931 ZOOM

TM-30: 62,2

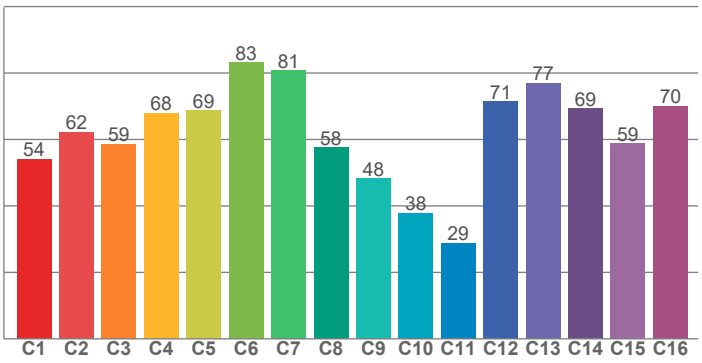

CRI: 66,8 (R1-R8)

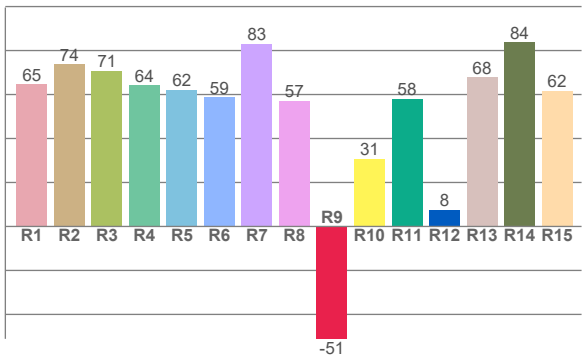

CRI R values, only R1-R8 are used to calculate final CRI value

R1	R2	R3	R4	R5	R6	R7	R8	R9	R10	R11	R12	R13	R14	R15
64,7	73,7	70,8	64,2	62,3	58,7	83,0	57,2	-51,1	30,8	58,1	7,6	67,9	83,9	61,8

TM30 C values, 16 binned values out of total of 99 C values

C1	C2	C3	C4	C5	C6	C7	C8	C9	C10	C11	C12	C13	C14	C15	C16
54,1	62,3	58,6	67,9	68,7	83,2	80,9	57,5	48,2	37,9	28,9	71,5	77,0	69,3	58,8	70,1

CQS Q values

Q1	Q2	Q3	Q4	Q5	Q6	Q7	Q8	Q9	Q10	Q11	Q12	Q13	Q14	Q15
75,8	95,7	53,0	31,2	44,0	54,0	69,5	80,7	86,2	66,8	56,1	58,6	62,9	50,0	61,8

CQS: 59,6

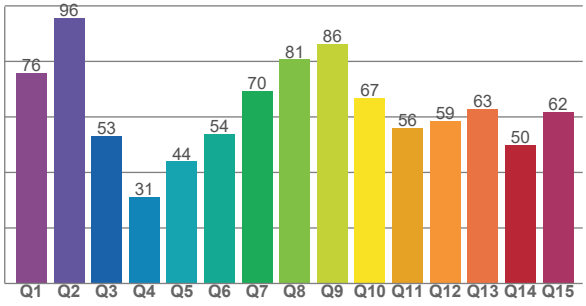

Color parameters

Color temperature	Color rendering index	Red component	Color fidelity	Color gamut	Color quality scale	Color coordinate cie 1931	Color coordinate cie 1931	Color coordinate	Color coordinate	Color diviation from black body
CCT	CRI	CRI R9	TM30 Rf	TM30 Rg	CQS	x	y	u	v	Δuv
9077 K	66,8	-51,1	62,2	83,7	59,6	0,285	0,299	0,189	0,298	0,0001

TM30-DETAILS

Rf 62,2

Fidelity index Rf

Rg 83,7

Gamut index Rg

Hue Bin	R_f	Shifts (%) Chroma	Hue
1	54	-25%	1%
2	62	-17%	13%
3	59	-9%	21%
4	68	-1%	19%
5	69	-3%	8%
6	83	-1%	-4%
7	81	-12%	-5%
8	58	-29%	8%
9	48	-29%	30%
10	38	-16%	46%
11	29	0%	36%
12	71	10%	17%
13	77	16%	2%
14	69	8%	-16%
15	59	8%	-36%
16	70	-13%	-9%

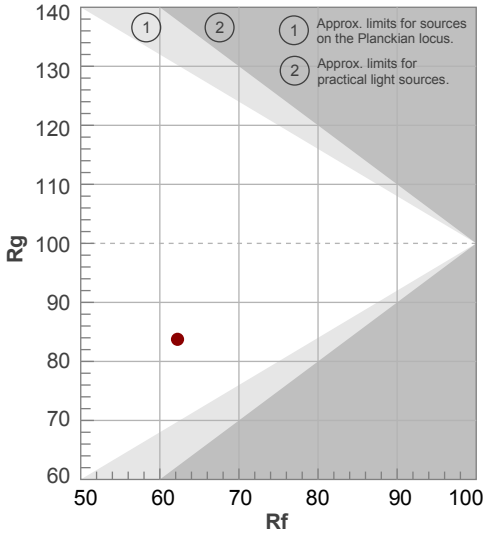

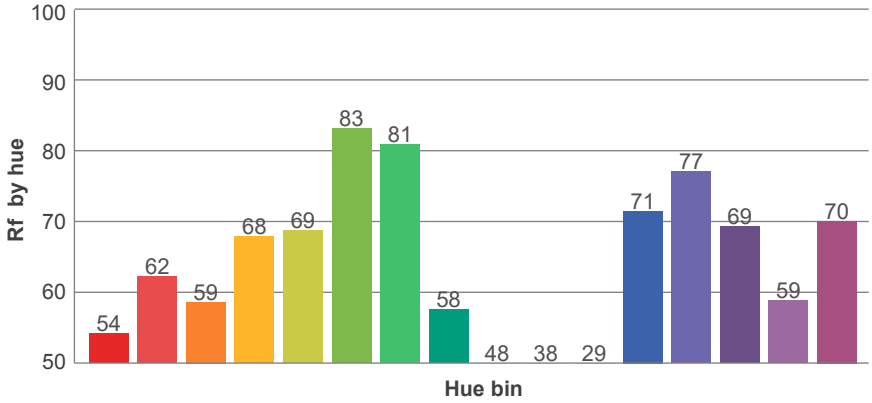

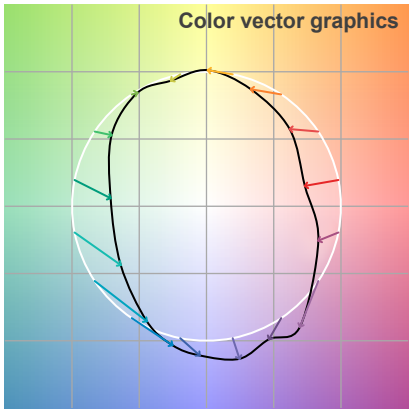

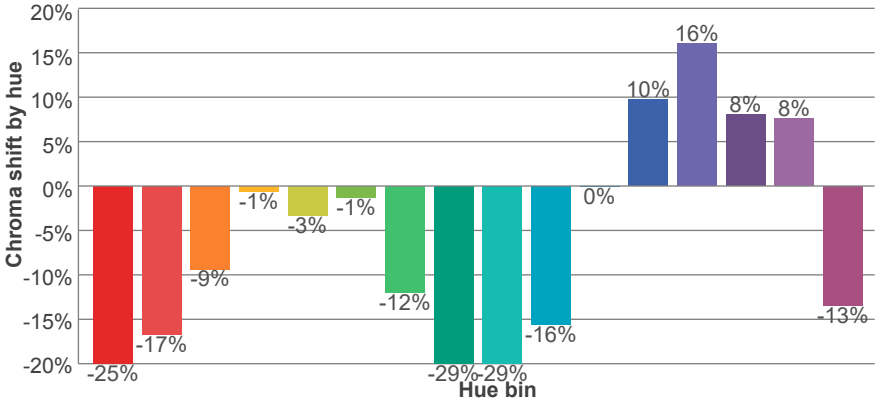

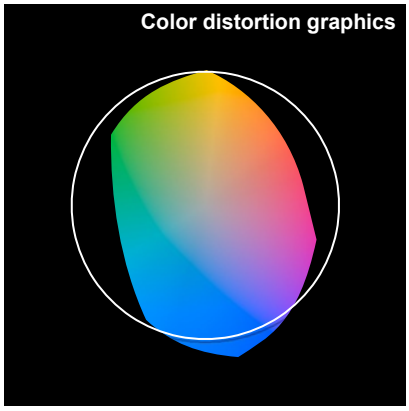

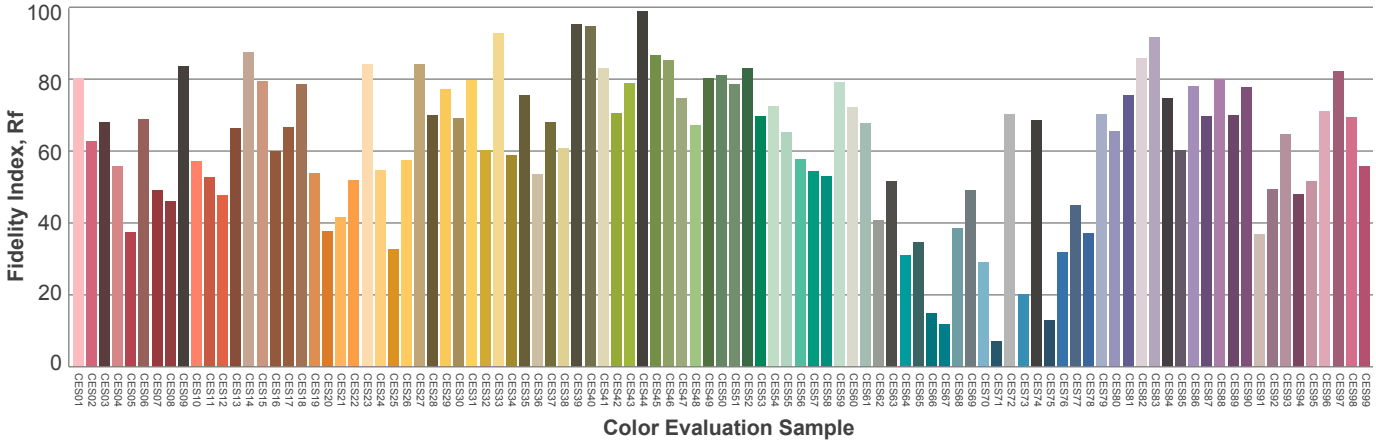

TLCI 33


Dark skin
Light skin
Blue sky
Foliage
Blue flower
Bluis green
Orange
Purplish blue
Moderate red
Purple
Yellow green
Orange yellow
Blue
Green
Red
Yellow
Magenta
Cyan
White 90.01%
Neutral 8, 59.1%
Neutral 6.5, 36.2%
Neutral 5, 19.77%
Neutral 3.5, 9%
Black 3.13%

AYRTON

Digital Lighting