

RIVALE PROFILE S

PHOTOMETRY

AYRTON
Digital Lighting



Total Flux	30,000 lm (@ zoom 128, fan mode STAGE, Sphere)

CCT @ light source engine	7400 K (±400 K)
CCT @ open	6500 K (±500 K)
Ra @ open	70 (±2)
TLCI	43
TM-30	Rf: 69 Rg: 93

Fan Mode	Noise Level (dBA)	by Goniometer (lm)	by Sphere (lm)
Auto	41.5	22,779	28,700
Stage	43.1	22,860	29,260
Silence	33.5	14,326	17,200
Super Silence	32.4	10,061	12,000

Note: noise measured @ 1m distance, static status, ambient 31 dBA.

Voltage / Power	100-240 V, 50-60 Hz	700 W
Fixture Dimension / Weight	360 x 676 x 316 mm	30.8 kg
Packing Dimension / Weight	570 x 650 x 500 mm	43 kg

AUTO MODE | NATIVE CRI GREATER THAN 70

MIN ZOOM

BEAM OPENING

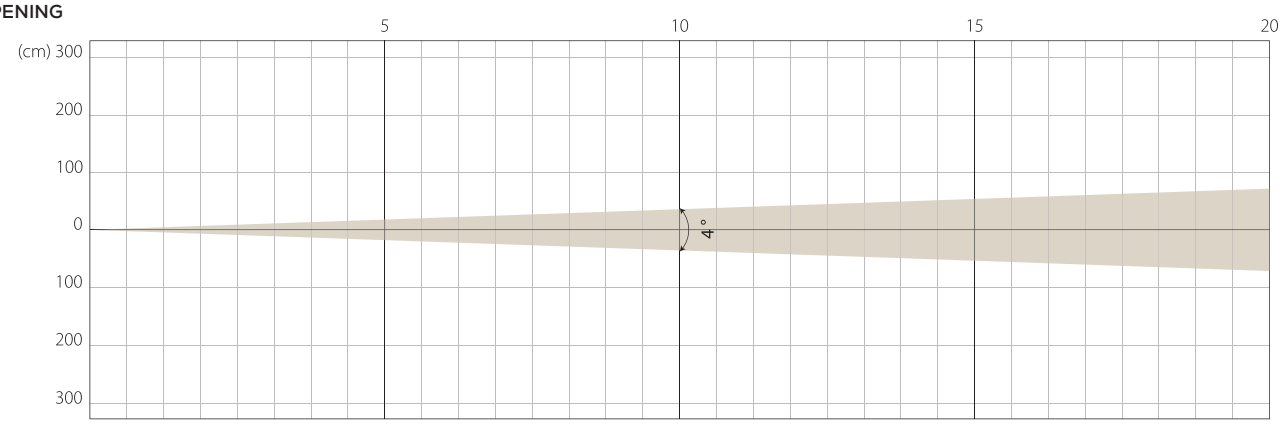

INTENSITY

Distance (m)	5		10		15		20	
unit	Lux	Diameter	Lux	Diameter	Lux	Diameter	Lux	Diameter
White	110063	0,35	27516	0,7	12229	1,05	6879	1,4

MIDDLE ZOOM

BEAM OPENING

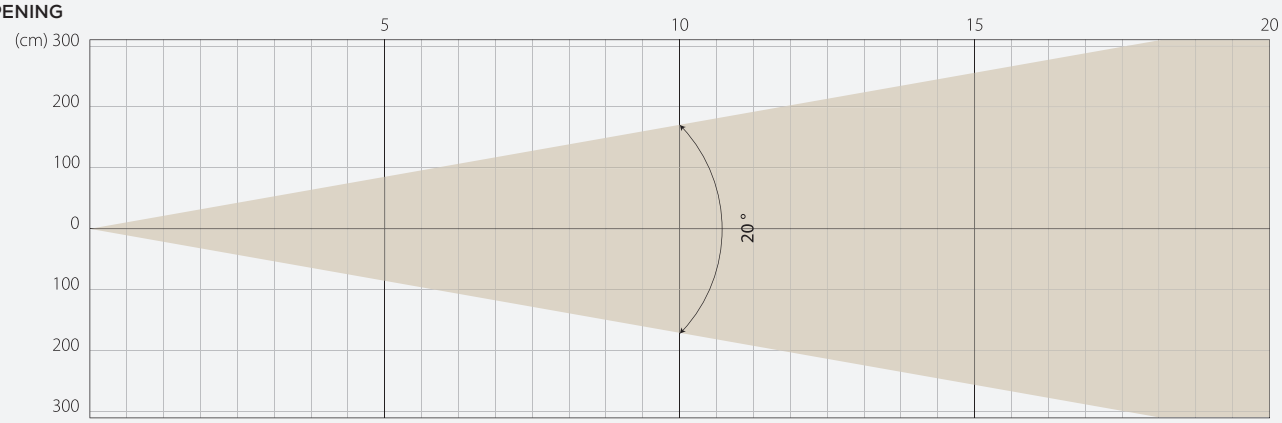

INTENSITY

Distance (m)	5		10		15		20	
unit	Lux	Diameter	Lux	Diameter	Lux	Diameter	Lux	Diameter
White	15199	1,76	3800	3,53	1689	5,29	950	7,05

MAX ZOOM

BEAM OPENING

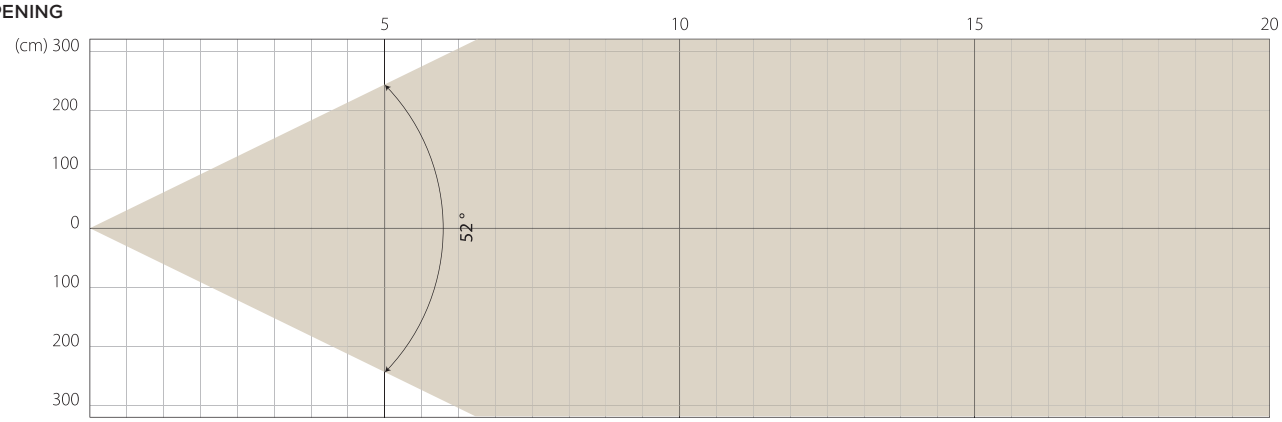

INTENSITY

Distance (m)	5		10		15		20	
unit	Lux	Diameter	Lux	Diameter	Lux	Diameter	Lux	Diameter
White	1715	4,88	429	9,75	191	14,63	107	19,51

STAGE MODE | NATIVE CRI GREATER THAN 70

MIN ZOOM

BEAM OPENING

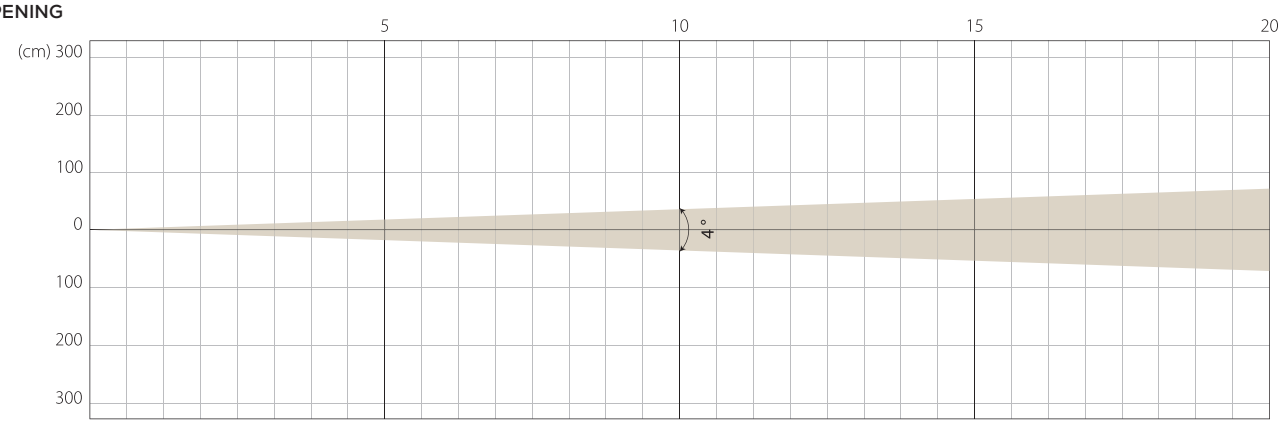

INTENSITY

Distance (m)	5		10		15		20	
unit	Lux	Diameter	Lux	Diameter	Lux	Diameter	Lux	Diameter
White	110499	0,35	27625	0,7	12278	1,05	6906	1,4

MIDDLE ZOOM

BEAM OPENING

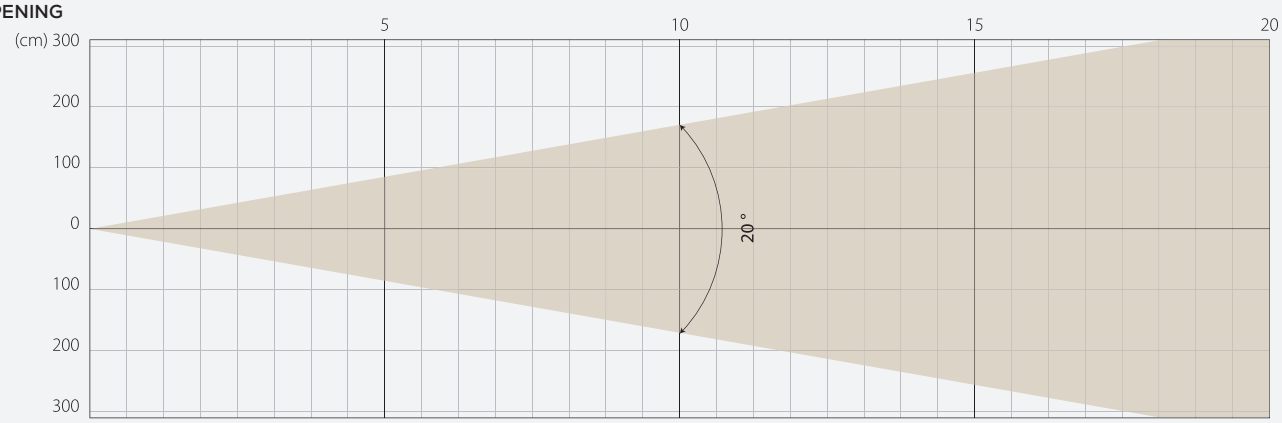

INTENSITY

Distance (m)	5		10		15		20	
unit	Lux	Diameter	Lux	Diameter	Lux	Diameter	Lux	Diameter
White	15409	1,76	3852	3,53	1712	5,29	963	7,05

MAX ZOOM

BEAM OPENING

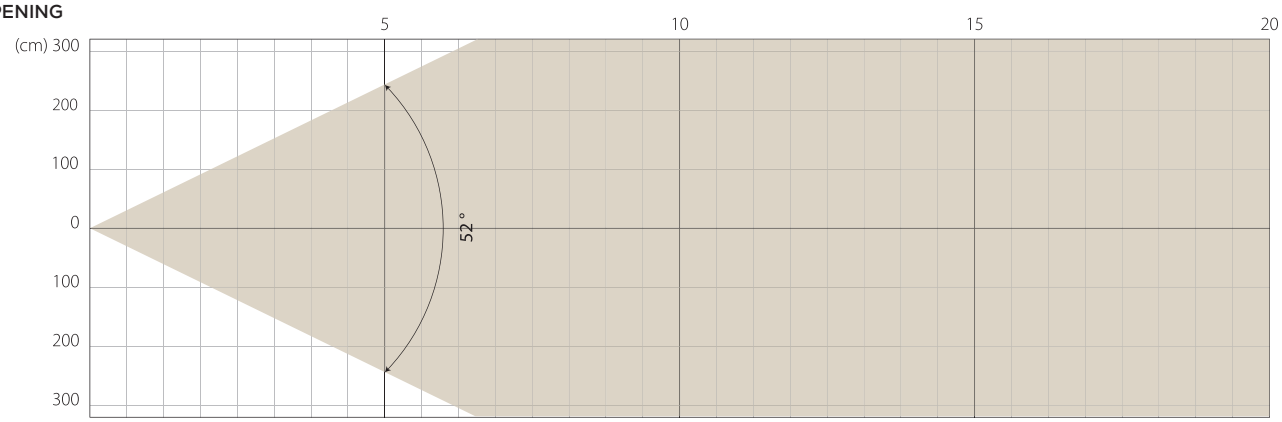

INTENSITY

Distance (m)	5		10		15		20	
unit	Lux	Diameter	Lux	Diameter	Lux	Diameter	Lux	Diameter
White	1734	4,88	434	9,75	193	14,63	108	19,51

SILENCE MODE | NATIVE CRI GREATER THAN 70

MIN ZOOM

BEAM OPENING

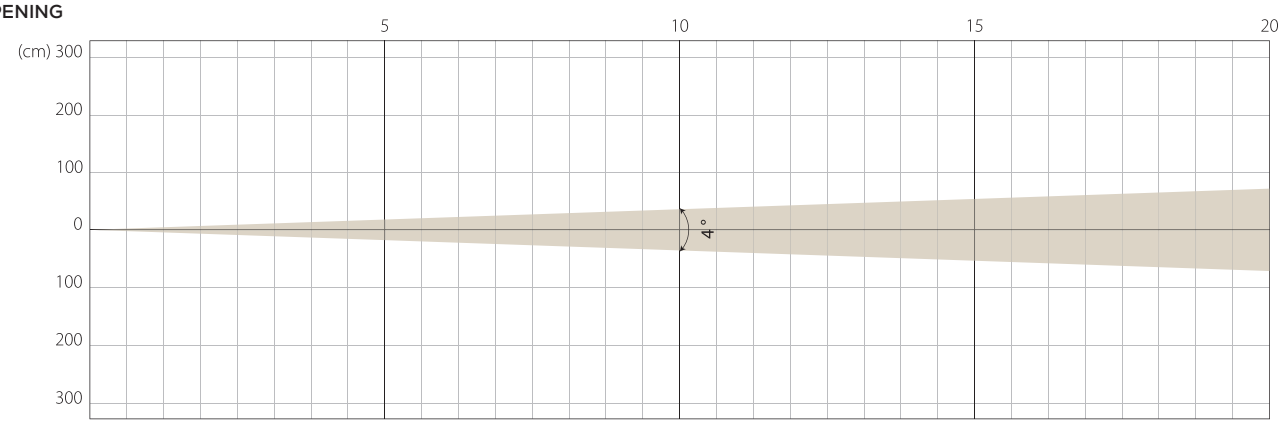

INTENSITY

Distance (m)	5		10		15		20	
unit	Lux	Diameter	Lux	Diameter	Lux	Diameter	Lux	Diameter
White	69586	0,35	17396	0,7	7732	1,05	4349	1,4

MIDDLE ZOOM

BEAM OPENING

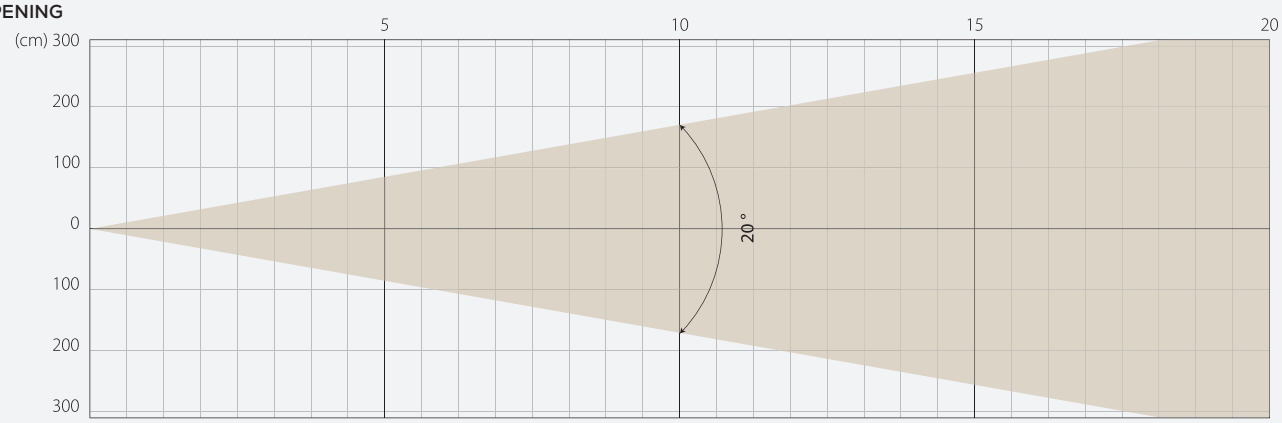

INTENSITY

Distance (m)	5		10		15		20	
unit	Lux	Diameter	Lux	Diameter	Lux	Diameter	Lux	Diameter
White	9526	1,76	2382	3,53	1058	5,29	595	7,05

MAX ZOOM

BEAM OPENING

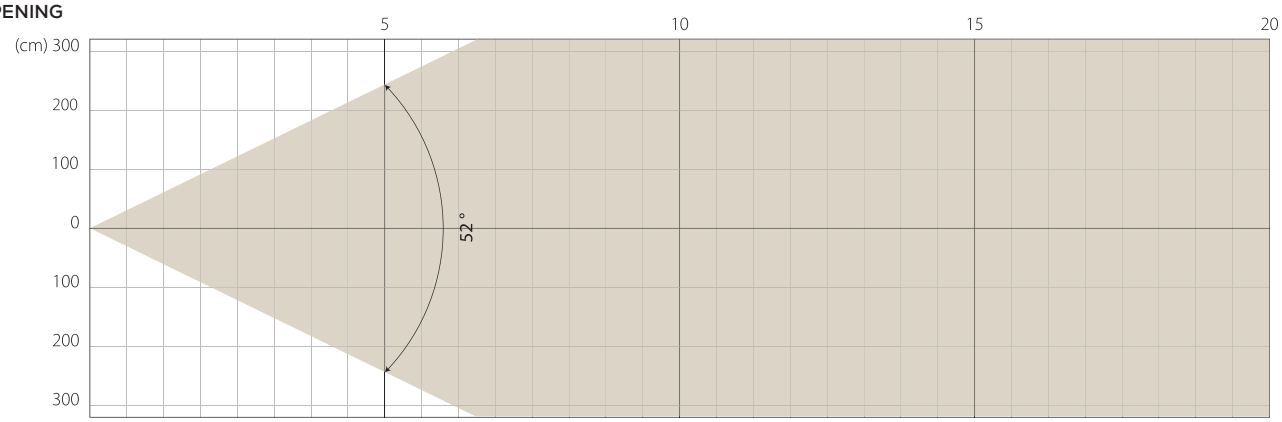

INTENSITY

Distance (m)	5		10		15		20	
unit	Lux	Diameter	Lux	Diameter	Lux	Diameter	Lux	Diameter
White	1051	4,88	263	9,75	117	14,63	66	19,51

SUPER SILENCE MODE | NATIVE CRI GREATER THAN 70

MIN ZOOM

BEAM OPENING

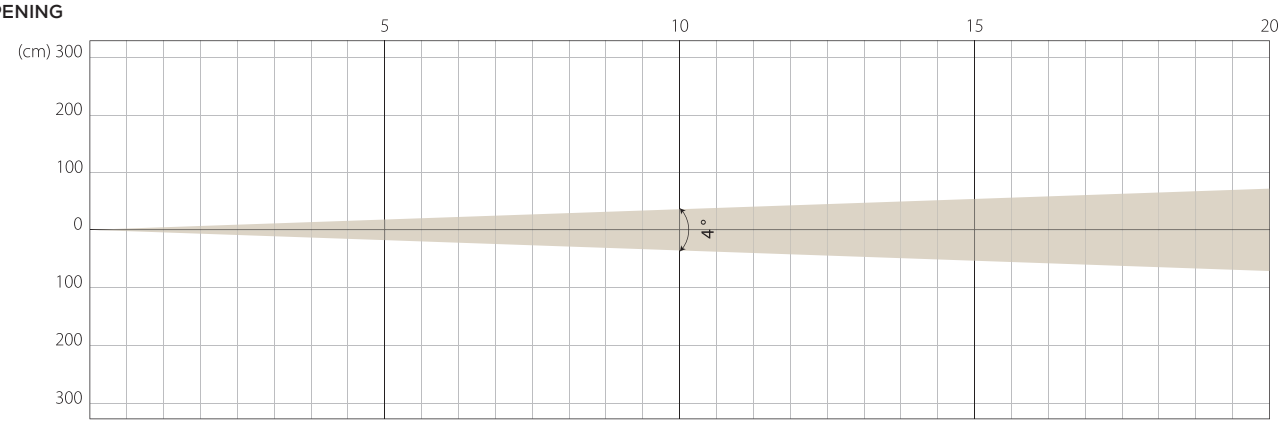

INTENSITY

Distance (m)	5		10		15		20	
unit	Lux	Diameter	Lux	Diameter	Lux	Diameter	Lux	Diameter
White	46651	0,35	11663	0,7	5183	1,05	2916	1,4

MIDDLE ZOOM

BEAM OPENING

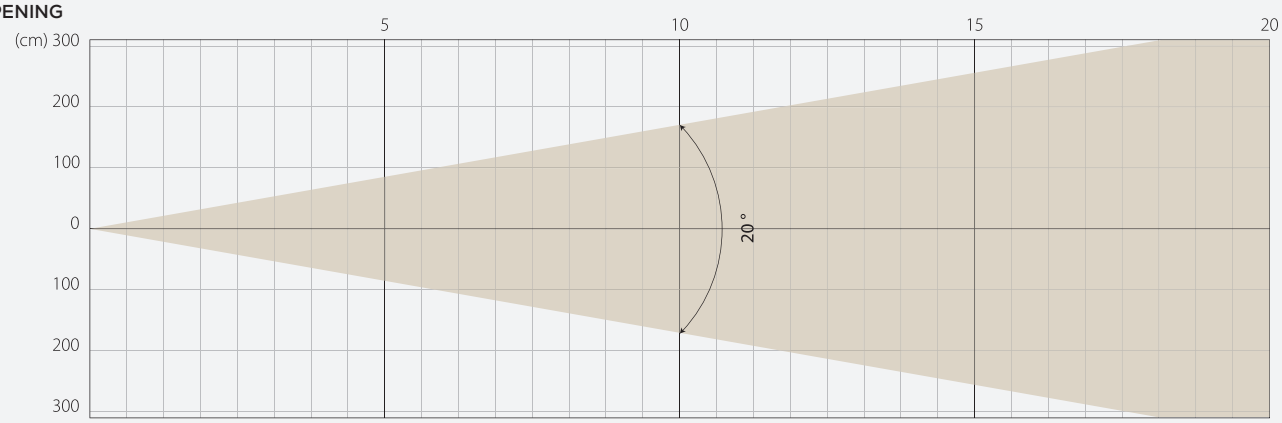

INTENSITY

Distance (m)	5		10		15		20	
unit	Lux	Diameter	Lux	Diameter	Lux	Diameter	Lux	Diameter
White	6536	1,76	1634	3,53	726	5,29	408	7,05

MAX ZOOM

BEAM OPENING

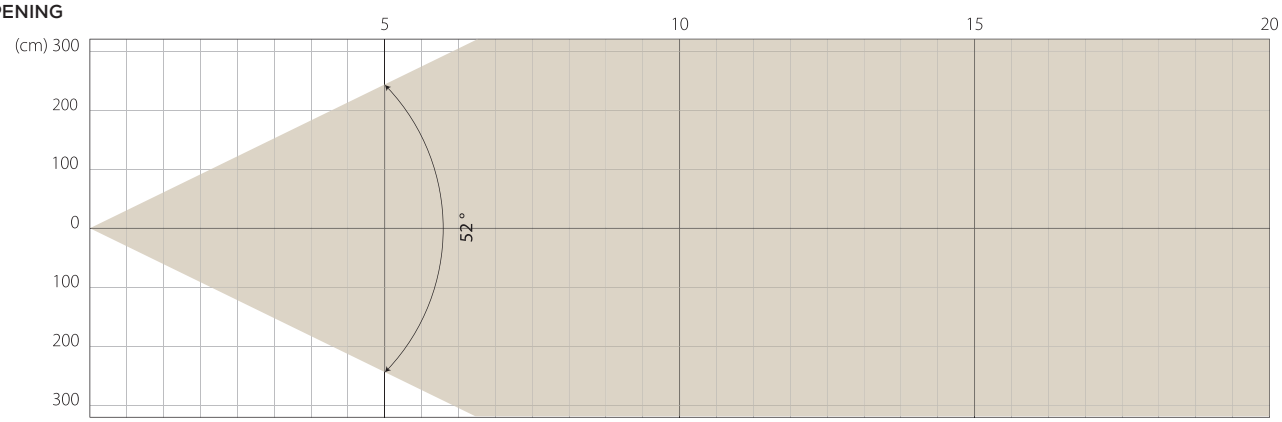

INTENSITY

Distance (m)	5		10		15		20	
unit	Lux	Diameter	Lux	Diameter	Lux	Diameter	Lux	Diameter
White	730	4,88	182	9,75	81	14,63	46	19,51

COLOUR DETAILS

Lumen	Filter	Zoom	CT	CRI
22,800	Open	Midd	6500	70
Goniometer values, Fan mode : Auto				

Lux	5 m	10 m	15 m	20 m
	15,199	3,800	1,689	950

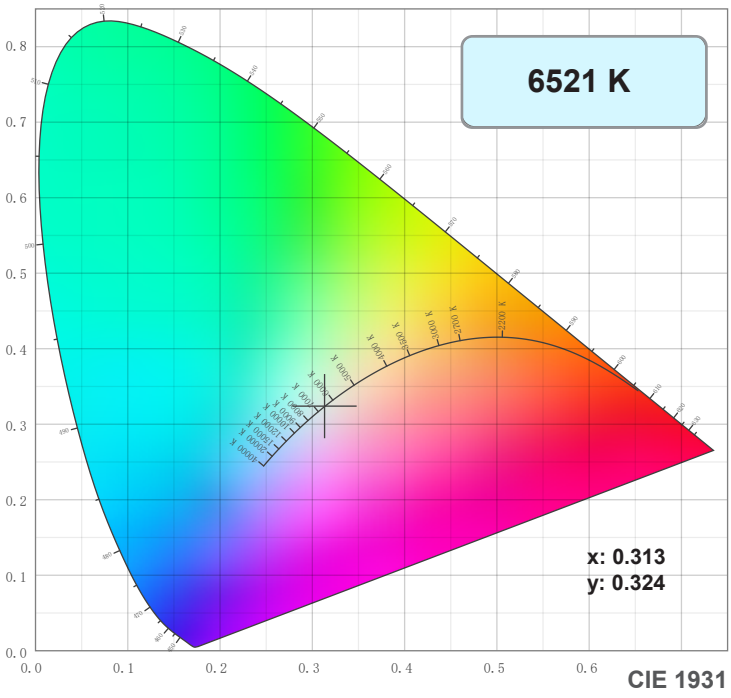

CIE 1931

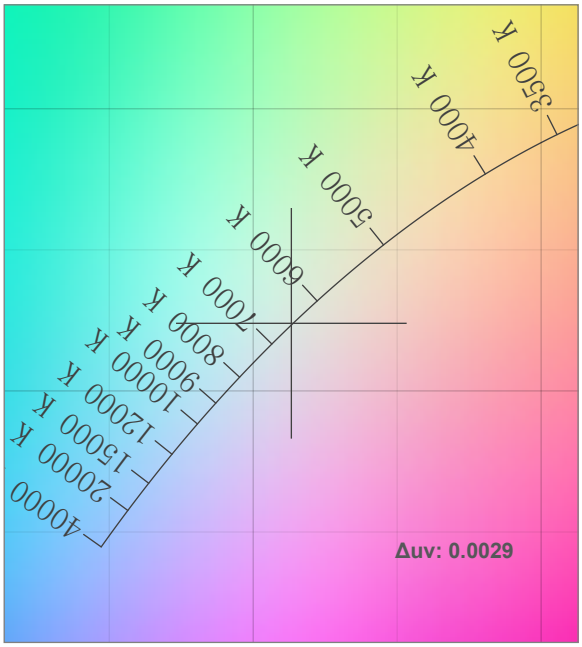

CIE 1931 ZOOM

TM-30: 69.0

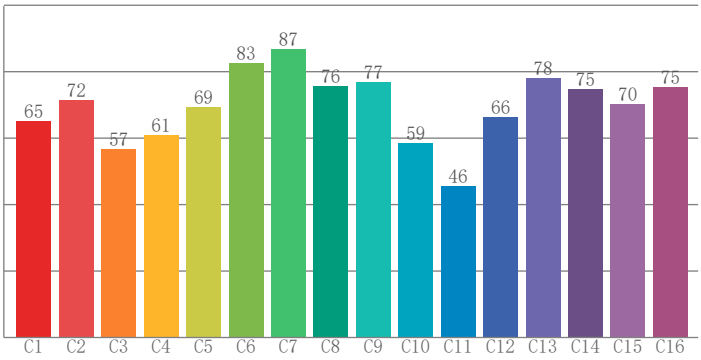

CRI: 69.2 (R1-R8)

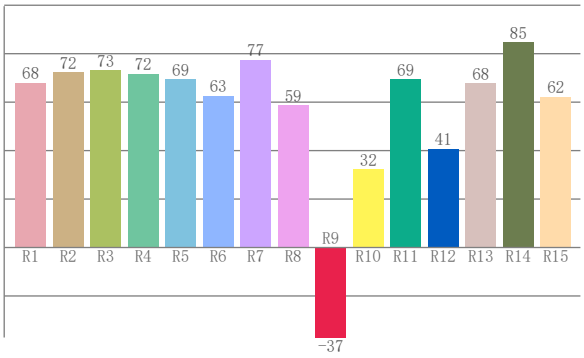

CRI R values, only R1-R8 are used to calculate final CRI value

R1	R2	R3	R4	R5	R6	R7	R8	R9	R10	R11	R12	R13	R14	R15
68.1	72.3	73.1	71.7	69.4	62.7	77.5	58.7	-37.1	32.3	69.4	40.6	67.8	84.6	62.3

TM30 C values, 16 binned values out of total of 99 C values

C1	C2	C3	C4	C5	C6	C7	C8	C9	C10	C11	C12	C13	C14	C15	C16
65.0	71.5	56.8	61.1	69.5	82.6	86.9	75.7	76.9	58.6	45.5	66.5	78.2	74.8	70.2	75.5

CQS Q values

Q1	Q2	Q3	Q4	Q5	Q6	Q7	Q8	Q9	Q10	Q11	Q12	Q13	Q14	Q15
79.0	90.5	58.1	51.4	64.6	69.8	75.1	85.5	86.1	66.4	59.6	61.7	65.7	54.0	64.7

CQS: 66.7

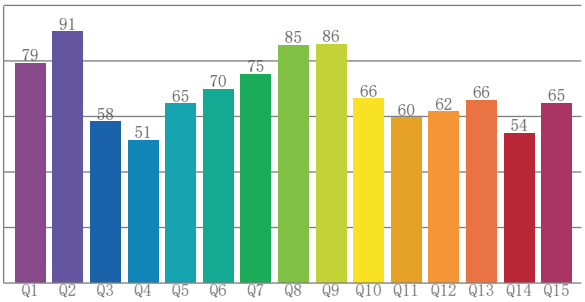

Color parameters

Color temperature	Color rendering index	Red component	Color fidelity	Color gamut	Color quality scale	Color coordinate cie 1931	Color coordinate cie 1931	Color coordinate	Color coordinate	Color diviation from black body
CCT	CRI	CRI R9	TM30 Rf	TM30 Rg	CQS	x	y	u	v	Δuv
6521 K	69.2	-37.1	69.0	93.6	66.7	0.313	0.324	0.200	0.310	0.0029

TM-30 DETAILS

Rf 69.0

Fidelity index Rf

Rg 93.6

Gamut index Rg

		Shifts (%)	
Hue Bin	R_f	Chroma	Hue
1	65	-19%	-4%
2	72	-15%	10%
3	57	-7%	24%
4	61	4%	24%
5	69	14%	14%
6	83	11%	-1%
7	87	0%	-8%
8	76	-11%	-10%
9	77	-20%	4%
10	59	-17%	24%
11	46	-5%	30%
12	66	5%	22%
13	78	15%	9%
14	75	13%	-5%
15	70	9%	-25%
16	75	-5%	-14%

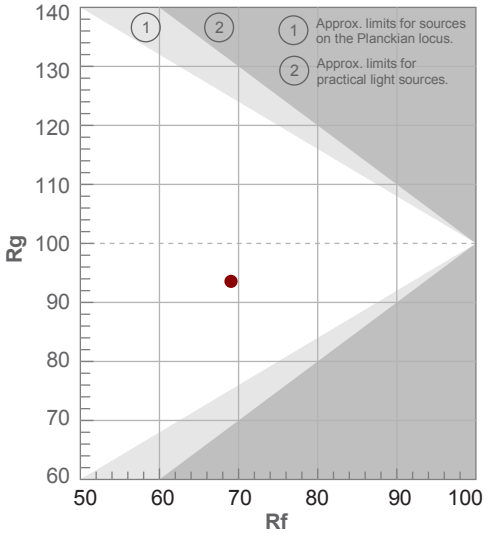

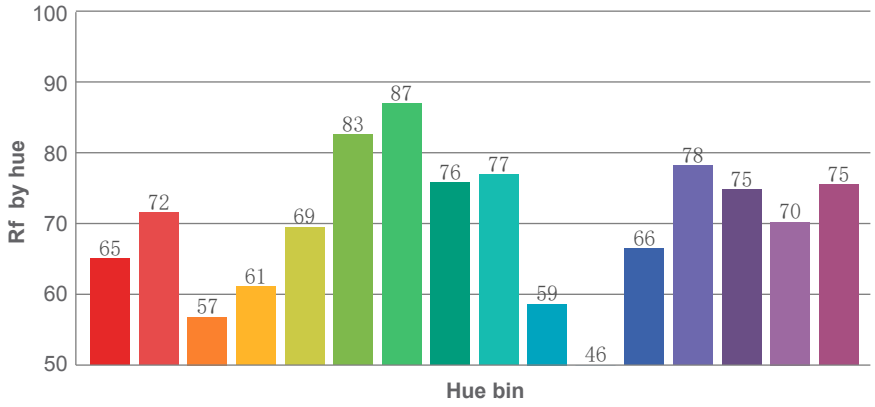

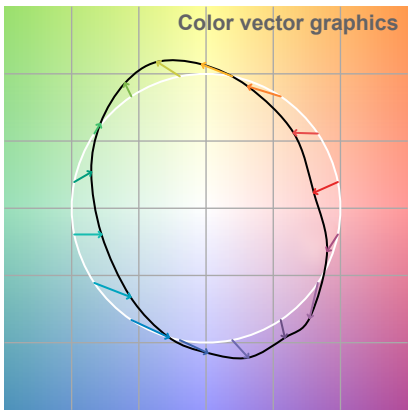

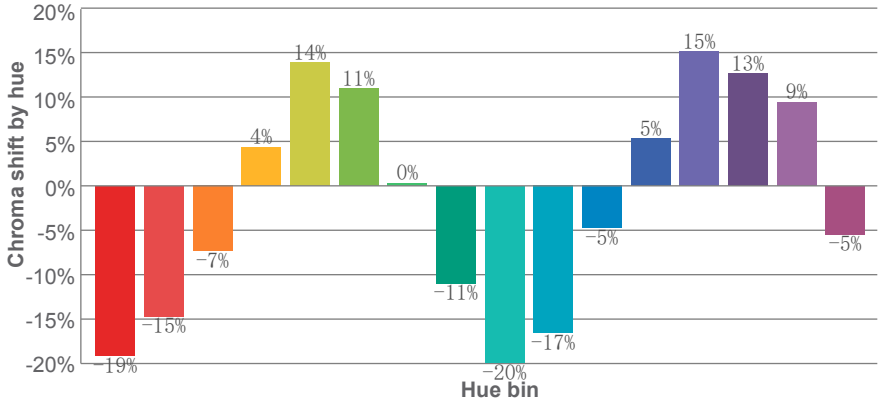

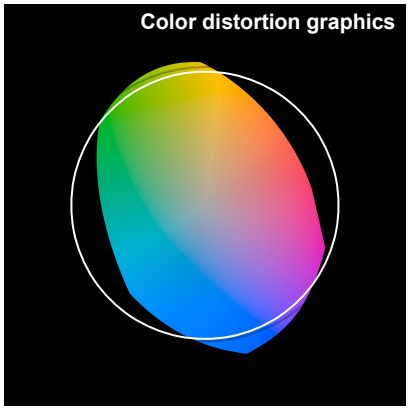

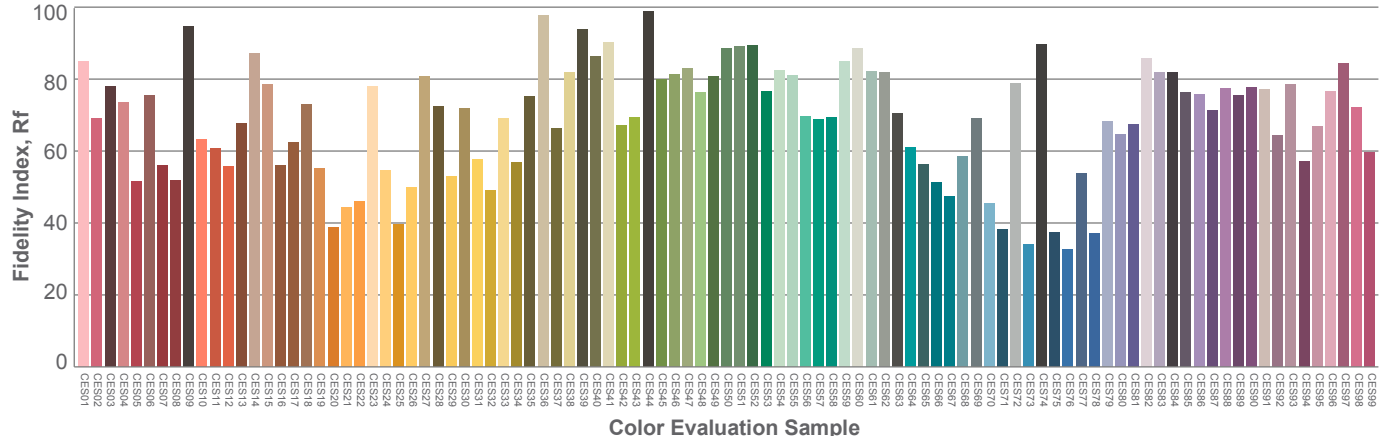

TLCI 43


Dark skin
Light skin
Blue sky
Foliage
Blue flower
Bluish green
Orange
Purplish blue
Moderate red
Purple
Yellow green
Orange yellow
Blue
Green
Red
Yellow
Magenta
Cyan
White 90.01%
Neutral 8, 59.1%
Neutral 6.5, 36.2%
Neutral 5, 19.77%
Neutral 3.5, 9%
Black 3.13%

COLOUR DETAILS | CTO 50 %

Lumen	Filter	Zoom	CT	CRI
11,400	CTO 50%	Midd	4450	67
Goniometer values, Fan mode : Auto				

Lux	5 m	10 m	15 m	20 m
	6,720	1,680	747	420

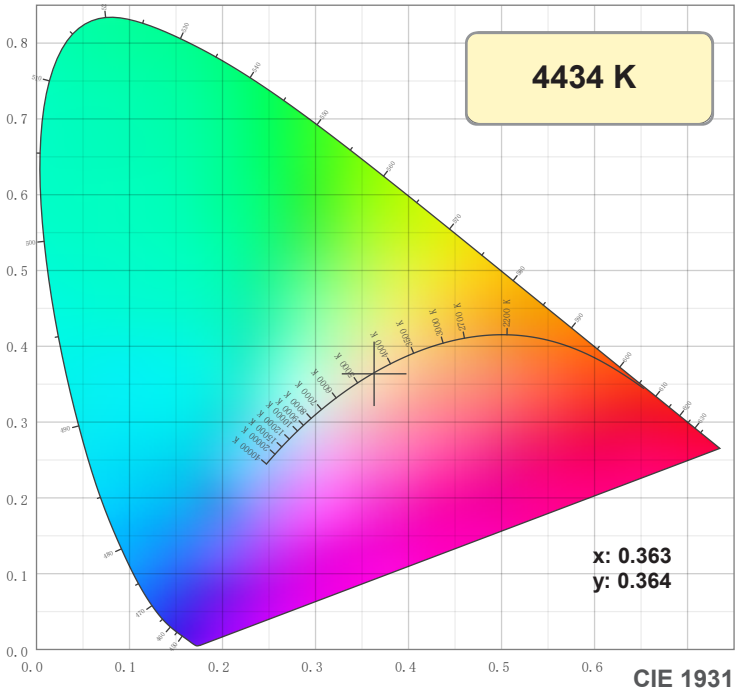

CIE 1931

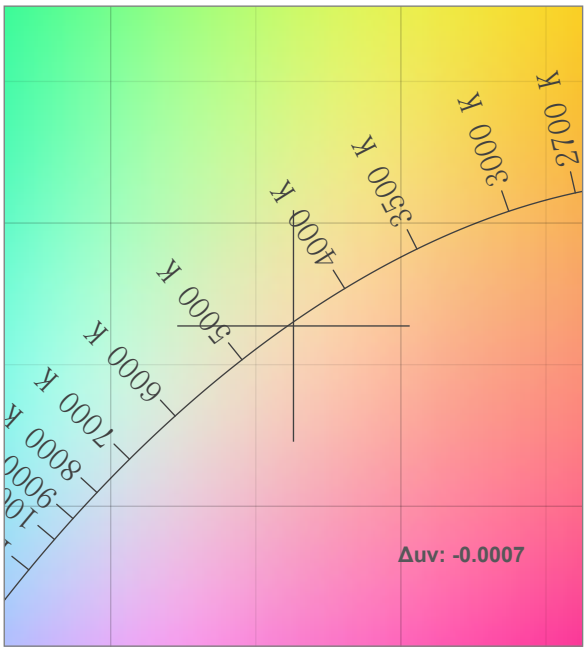

CIE 1931 ZOOM

TM-30: 67.3

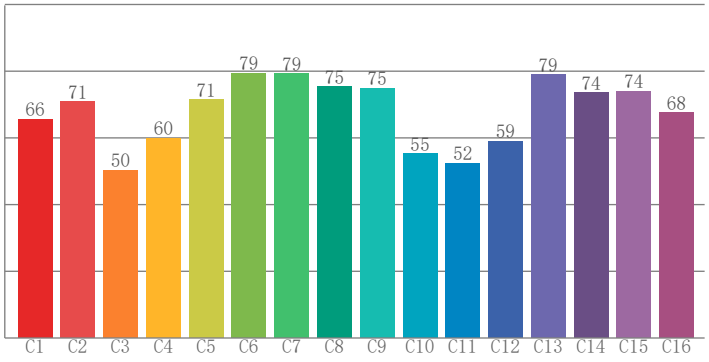

CRI: 67.0 (R1-R8)

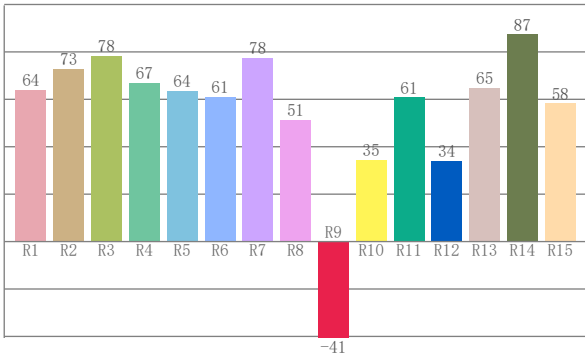

CRI R values, only R1-R8 are used to calculate final CRI value

R1	R2	R3	R4	R5	R6	R7	R8	R9	R10	R11	R12	R13	R14	R15
64.0	72.8	78.2	66.9	63.6	61.0	77.6	51.4	-40.7	34.5	60.7	34.1	64.7	87.4	58.2

TM30 C values, 16 binned values out of total of 99 C values

C1	C2	C3	C4	C5	C6	C7	C8	C9	C10	C11	C12	C13	C14	C15	C16
65.6	70.8	50.4	59.9	71.4	79.4	79.2	75.3	74.8	55.3	52.4	59.1	79.0	73.6	74.0	67.6

CQS Q values

Q1	Q2	Q3	Q4	Q5	Q6	Q7	Q8	Q9	Q10	Q11	Q12	Q13	Q14	Q15
73.2	92.5	57.2	51.7	62.3	64.6	68.8	80.5	89.4	69.5	62.8	64.0	66.9	54.2	61.6

CQS: 66.0

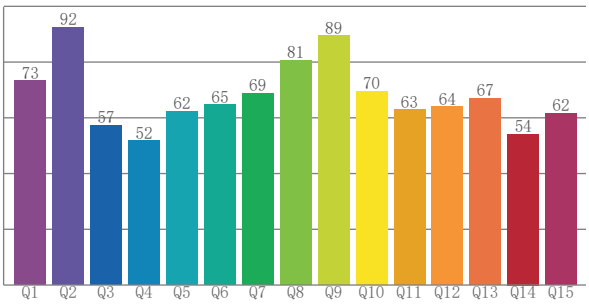

Color parameters

Color temperature	Color rendering index	Red component	Color fidelity	Color gamut	Color quality scale	Color coordinate cie 1931	Color coordinate cie 1931	Color coordinate	Color coordinate	Color diviation from black body
CCT	CRI	CRI R9	TM30 Rf	TM30 Rg	CQS	x	y	u	v	Δuv
4434 K	67.0	-40.7	67.3	94.2	66.0	0.363	0.364	0.219	0.329	-0.0007

TM-30 DETAILS | CTO 50 %

Rf 67.3

Fidelity index Rf

Rg 94.2

Gamut index Rg

		Shifts (%)	
Hue Bin	R_f	Chroma	Hue
1	66	-19%	-4%
2	71	-15%	12%
3	50	-7%	26%
4	60	7%	25%
5	71	16%	14%
6	79	13%	-3%
7	79	0%	-14%
8	75	-10%	-12%
9	75	-20%	-3%
10	55	-17%	20%
11	52	-7%	30%
12	59	6%	23%
13	79	16%	5%
14	74	14%	-5%
15	74	7%	-21%
16	68	-7%	-18%

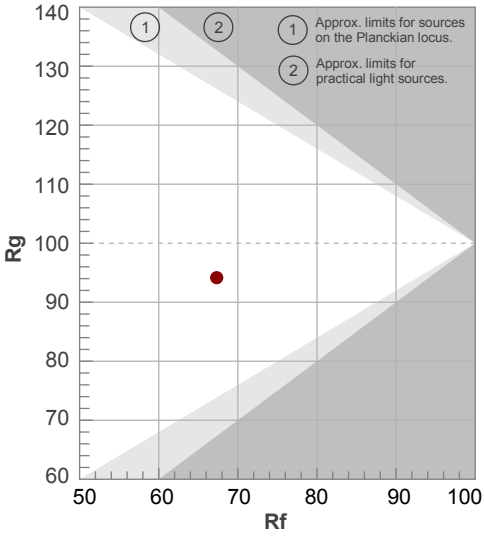

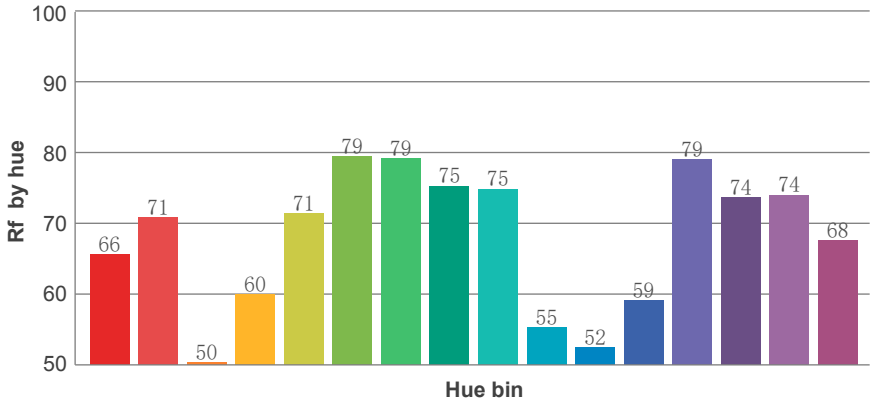

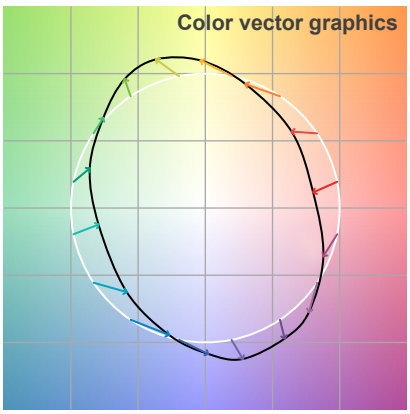

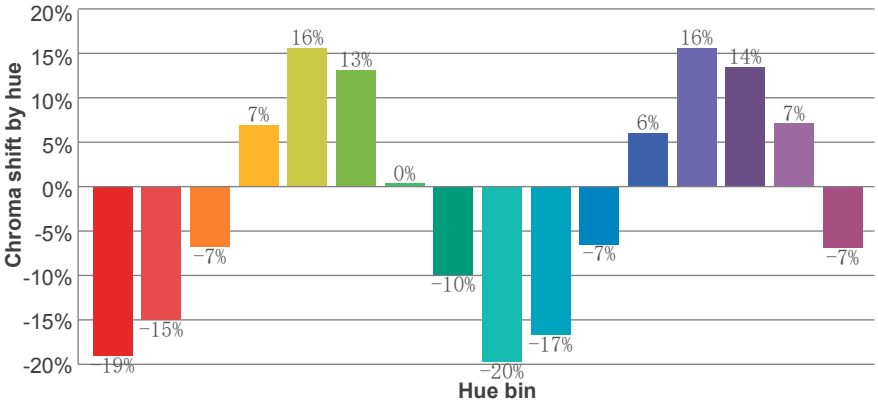

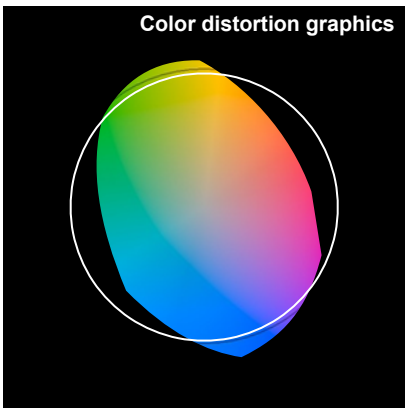

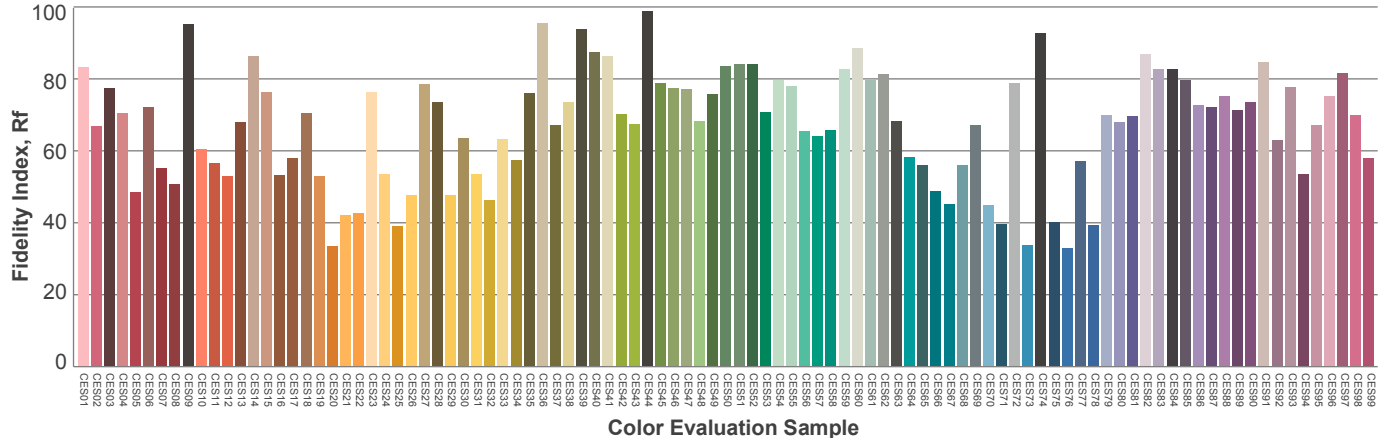

COLOUR DETAILS | CTO 100 %

Lumen	Filter	Zoom	CT	CRI
8,780	CTO 100%	Midd	3150	60

Goniometer values, Fan mode : Auto

Lux	5 m	10 m	15 m	20 m
	5,025	1,256	558	314

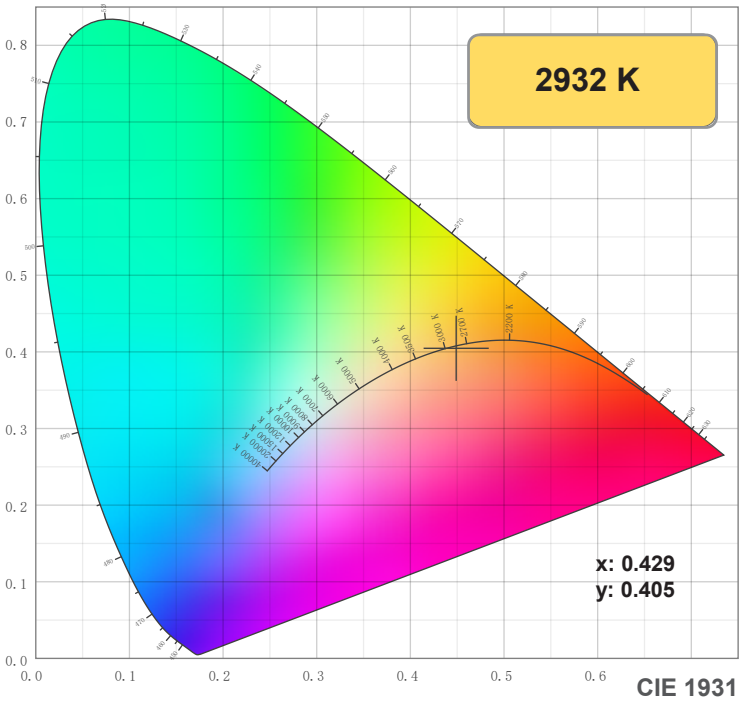

CIE 1931

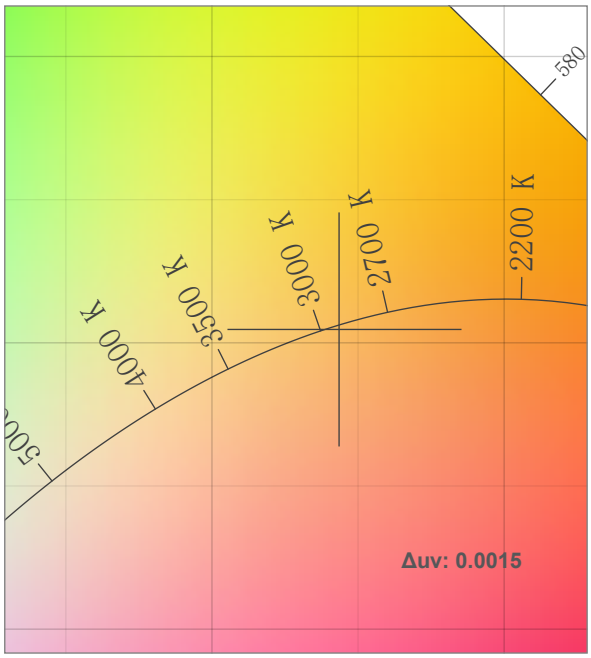

CIE 1931 ZOOM

TM-30: 63.3

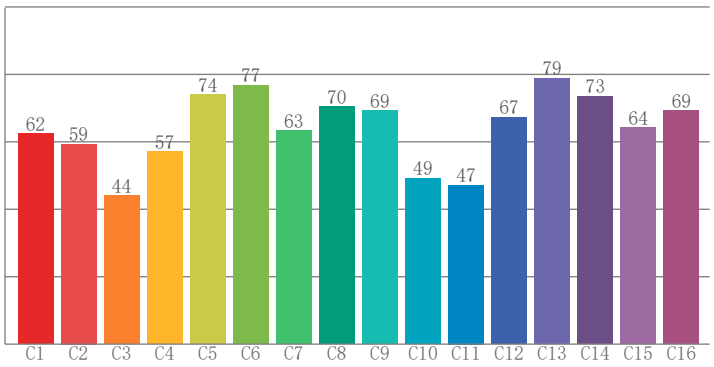

CRI: 60.5 (R1-R8)

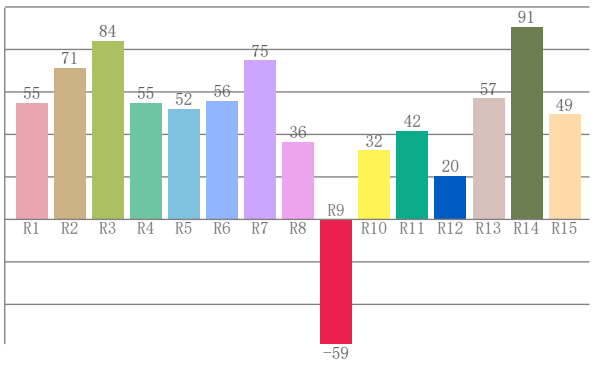

CRI R values, only R1-R8 are used to calculate final CRI value

R1	R2	R3	R4	R5	R6	R7	R8	R9	R10	R11	R12	R13	R14	R15
55.0	71.2	84.1	54.7	52.0	55.7	74.9	36.4	-58.7	32.4	41.5	20.4	56.9	90.6	49.5

TM30 C values, 16 binned values out of total of 99 C values

C1	C2	C3	C4	C5	C6	C7	C8	C9	C10	C11	C12	C13	C14	C15	C16
62.4	59.3	44.0	57.1	74.0	76.7	63.3	70.4	69.2	49.2	47.2	67.2	78.8	73.5	64.2	69.2

CQS Q values

Q1	Q2	Q3	Q4	Q5	Q6	Q7	Q8	Q9	Q10	Q11	Q12	Q13	Q14	Q15
61.9	94.6	56.1	46.8	54.4	53.5	56.2	70.4	91.7	70.7	62.1	60.9	62.5	48.4	53.1

CQS: 60.4

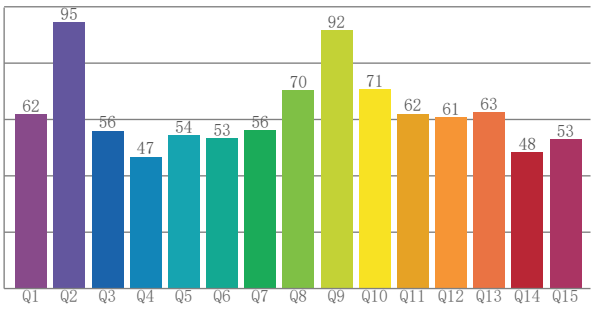

Color parameters

Color temperature	Color rendering index	Red component	Color fidelity	Color gamut	Color quality scale	Color coordinate cie 1931	Color coordinate cie 1931	Color coordinate	Color coordinate	Color diviation from black body
CCT	CRI	CRI R9	TM30 Rf	TM30 Rg	CQS	x	y	u	v	Δuv
2932 K	60.5	-58.7	63.3	91.4	60.4	0.429	0.405	0.245	0.347	0.0015

TM-30 DETAILS | CTO 100 %

Rf 63.3

Fidelity index Rf

Rg 91.4

Gamut index Rg

		Shifts (%)	
Hue Bin	R_f	Chroma	Hue
1	62	-20%	-5%
2	59	-18%	15%
3	44	-7%	29%
4	57	9%	26%
5	74	18%	13%
6	77	13%	-8%
7	63	2%	-24%
8	70	-14%	-13%
9	69	-20%	-3%
10	49	-21%	20%
11	47	-11%	34%
12	67	7%	22%
13	79	13%	6%
14	73	16%	-11%
15	64	3%	-23%
16	69	-10%	-23%

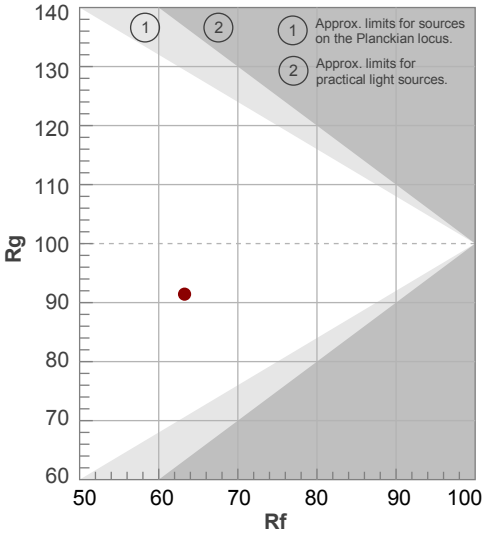

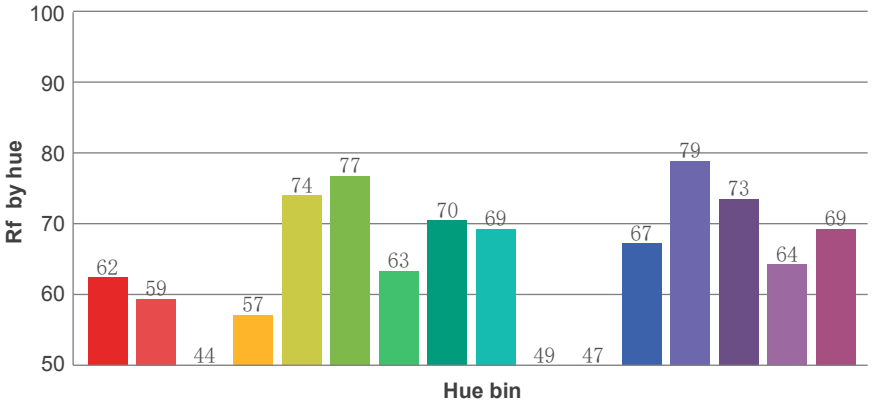

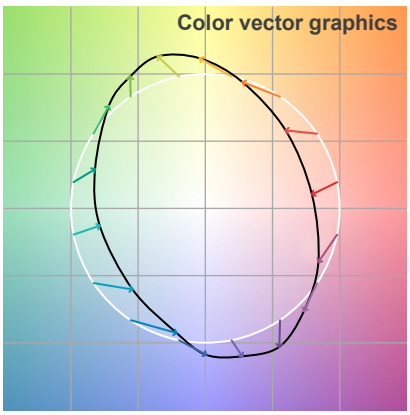

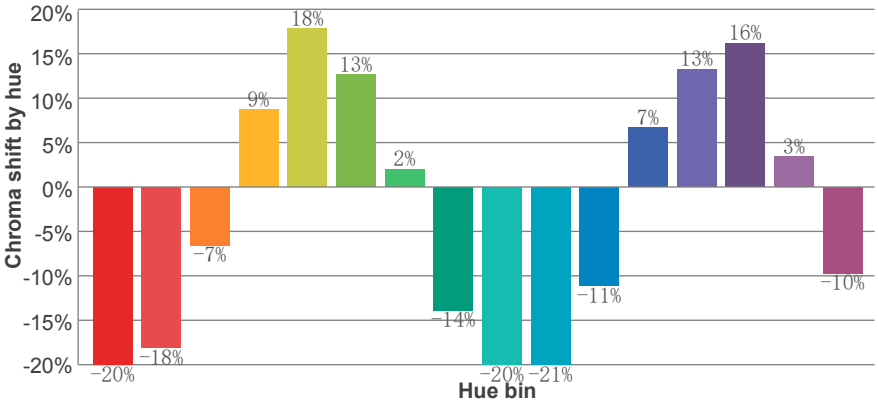

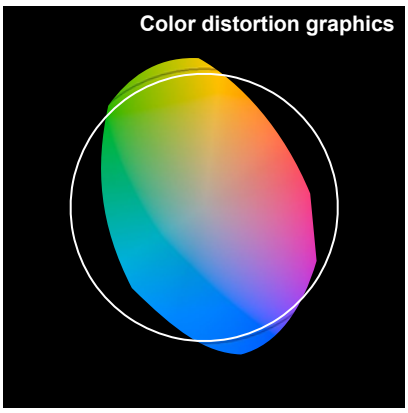

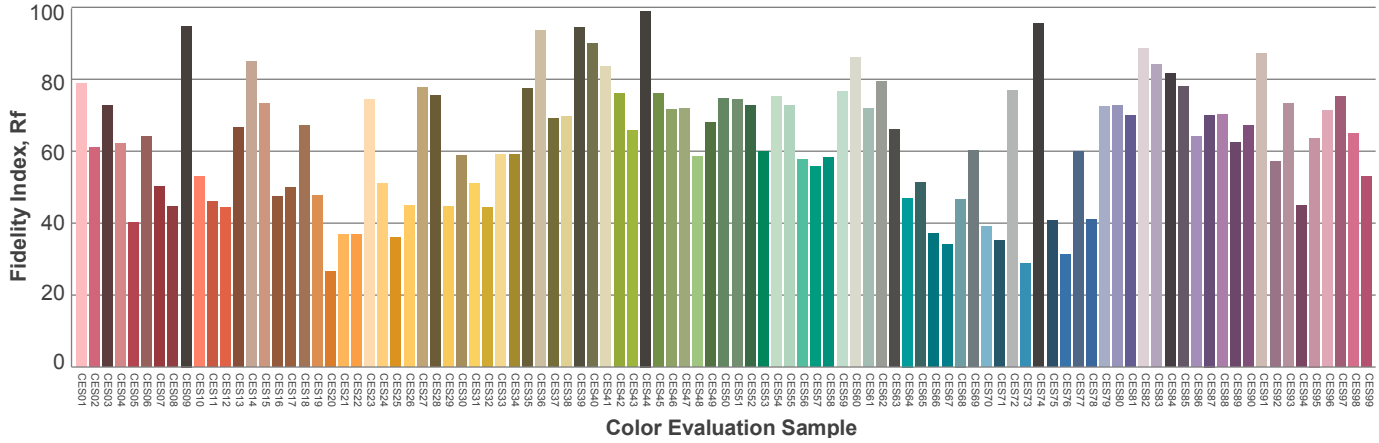

COLOUR DETAILS | CTP 50 %

Lumen	Filter	Zoom	CT	CRI
14,830	CTP 50%	Midd	6000	82
Goniometer values, Fan mode : Auto				

Lux	5 m	10 m	15 m	20 m
	8,709	2,177	968	544

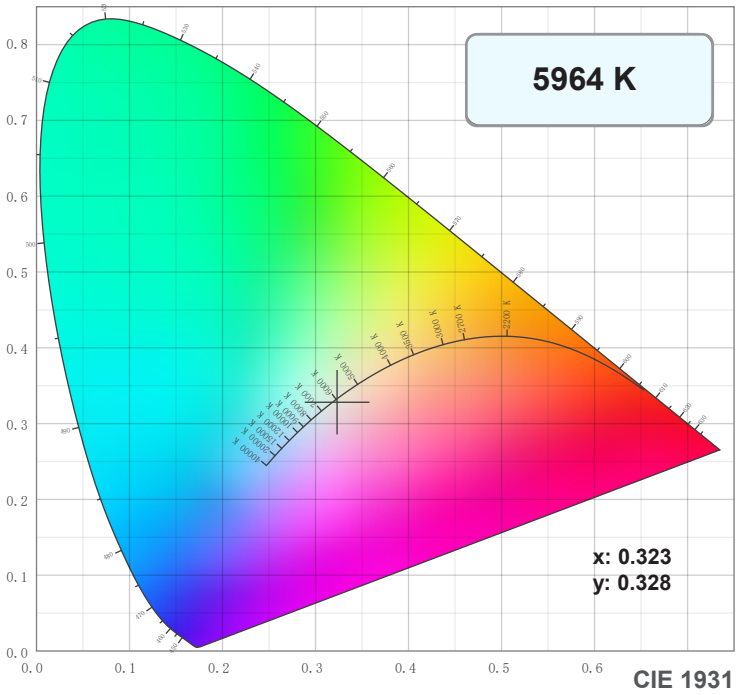

CIE 1931

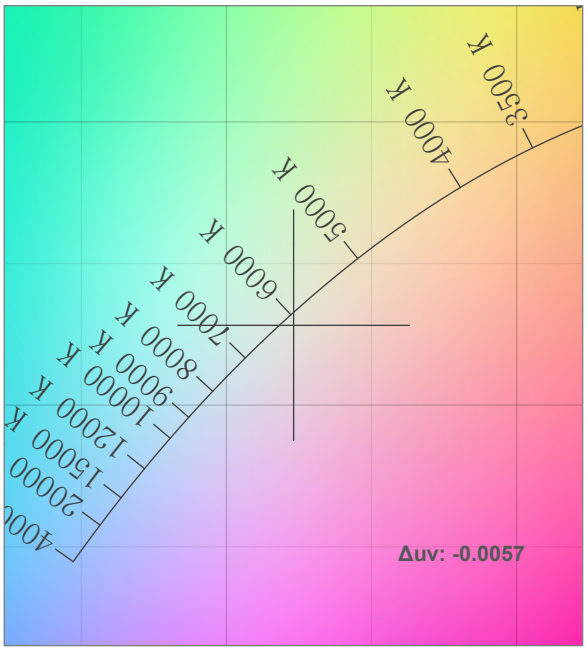

CIE 1931 ZOOM

TM-30: 79.5

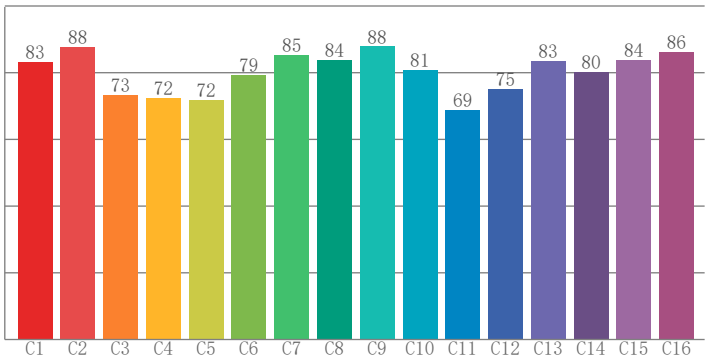

CRI: 82.3 (R1-R8)

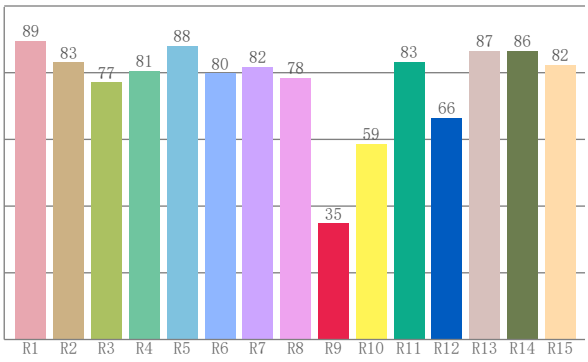

CRI R values, only R1-R8 are used to calculate final CRI value

R1	R2	R3	R4	R5	R6	R7	R8	R9	R10	R11	R12	R13	R14	R15
89.4	83.1	77.1	80.6	88.1	79.8	81.7	78.4	34.8	58.7	83.2	66.4	86.6	86.5	82.3

TM30 C values, 16 binned values out of total of 99 C values

C1	C2	C3	C4	C5	C6	C7	C8	C9	C10	C11	C12	C13	C14	C15	C16
83.3	87.6	73.4	72.4	71.8	79.4	85.2	83.7	87.9	80.9	68.7	75.1	83.4	80.2	83.8	86.1

CQS Q values

Q1	Q2	Q3	Q4	Q5	Q6	Q7	Q8	Q9	Q10	Q11	Q12	Q13	Q14	Q15
86.0	90.4	71.7	77.1	85.0	82.3	85.3	95.8	86.8	76.3	78.7	82.0	86.0	77.8	81.6

CQS: 81.9

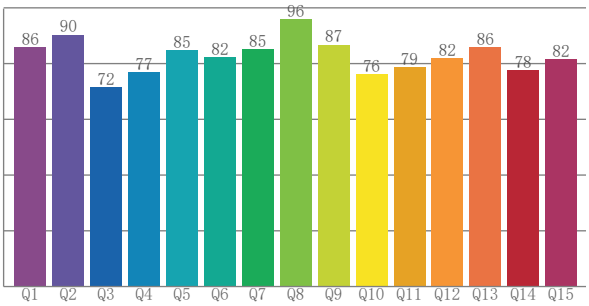

Color parameters

Color temperature	Color rendering index	Red component	Color fidelity	Color gamut	Color quality scale	Color coordinate cie 1931	Color coordinate cie 1931	Color coordinate	Color coordinate	Color diviation from black body
CCT	CRI	CRI R9	TM30 Rf	TM30 Rg	CQS	x	y	u	v	Δuv
5964 K	82.3	34.8	79.5	104.2	81.9	0.323	0.328	0.205	0.313	-0.0057

Rf 79.5

Fidelity index Rf

Rg 104.2

Gamut index Rg

		Shifts (%)	
Hue Bin	R_f	Chroma	Hue
1	83	-8%	-4%
2	88	-6%	5%
3	73	-2%	15%
4	72	4%	17%
5	72	14%	12%
6	79	14%	2%
7	85	9%	-5%
8	84	0%	-10%
9	88	-9%	-6%
10	81	-9%	7%
11	69	-4%	19%
12	75	4%	17%
13	83	11%	9%
14	80	11%	3%
15	84	9%	-11%
16	86	2%	-8%

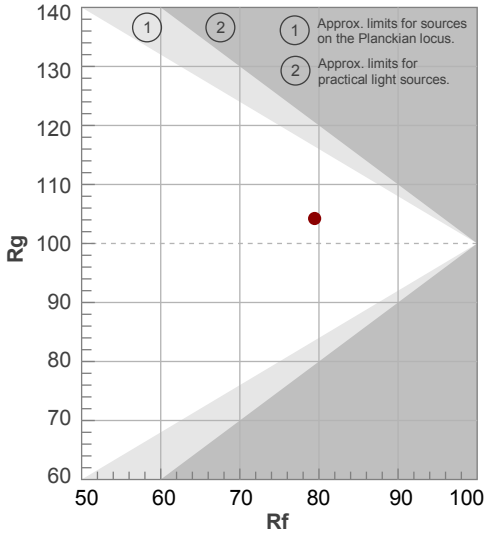

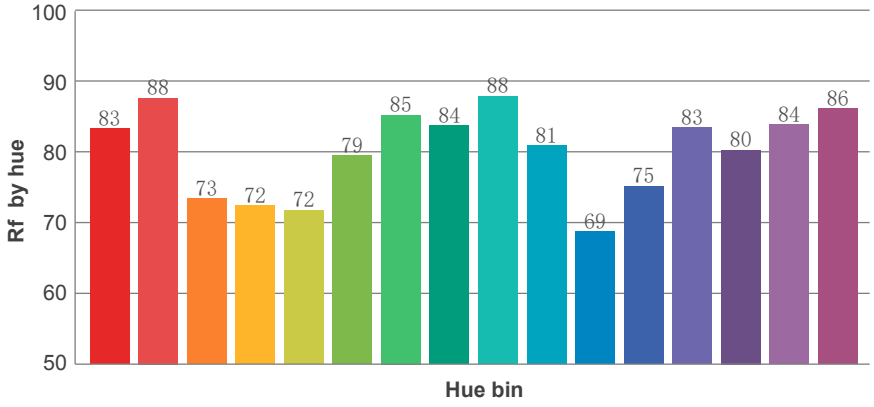

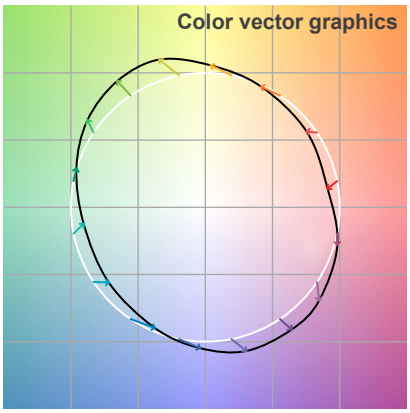

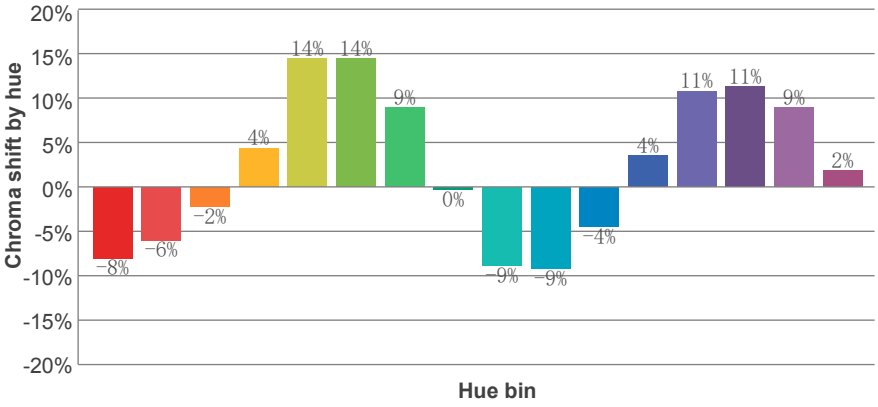



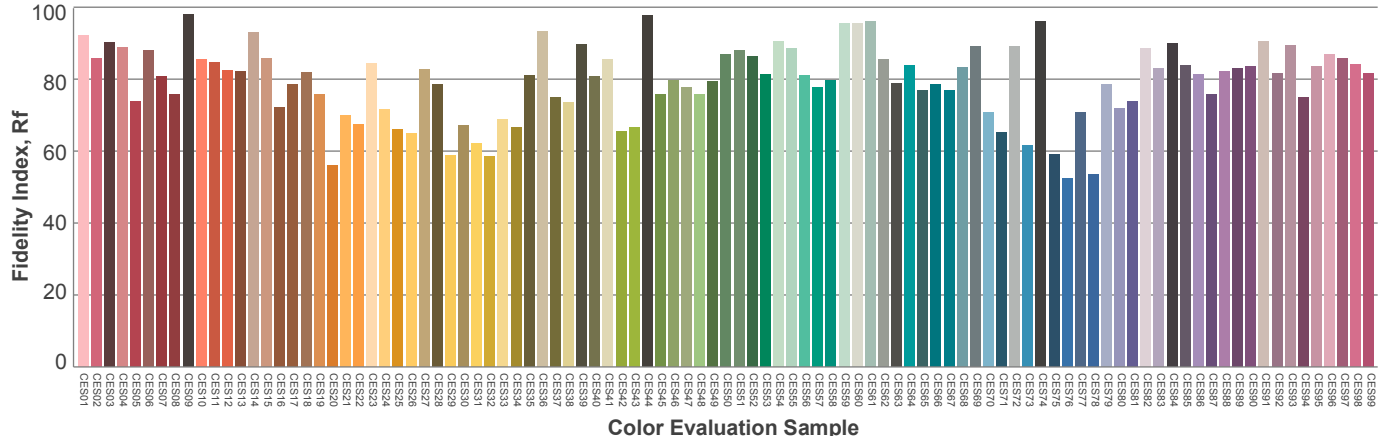

COLOUR DETAILS | CTP 100 %

Lumen	Filter	Zoom	CT	CRI
13,650	CTP 100%	Midd	5800	87
Goniometer values, Fan mode : Auto				

Lux	5 m	10 m	15 m	20 m
	7,930	1,982	881	496

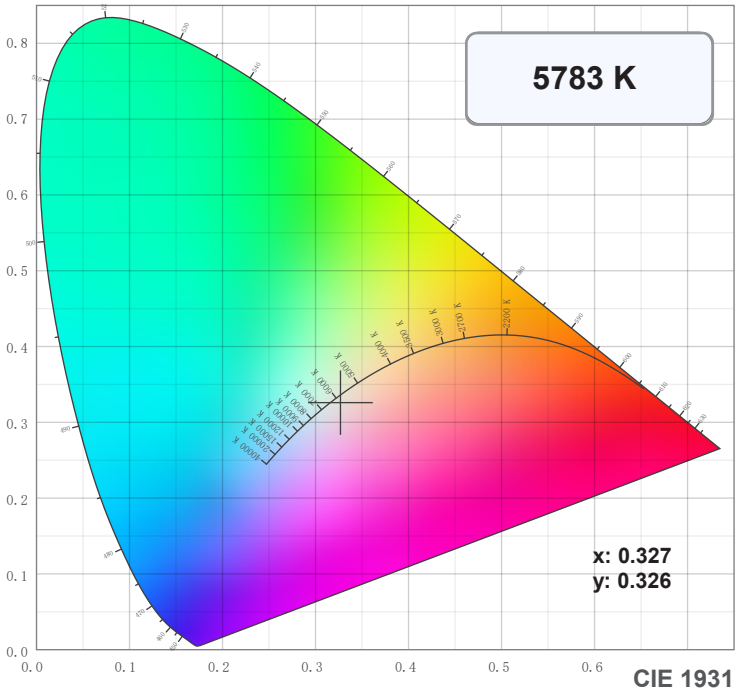

CIE 1931

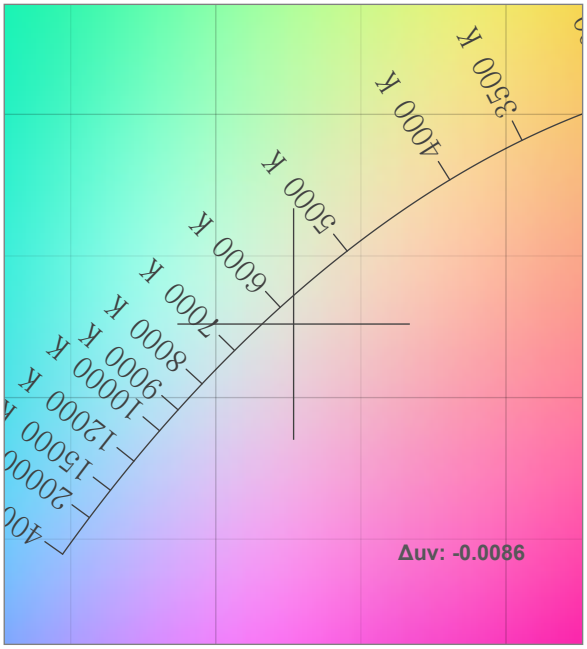

CIE 1931 ZOOM

TM-30: 82.7

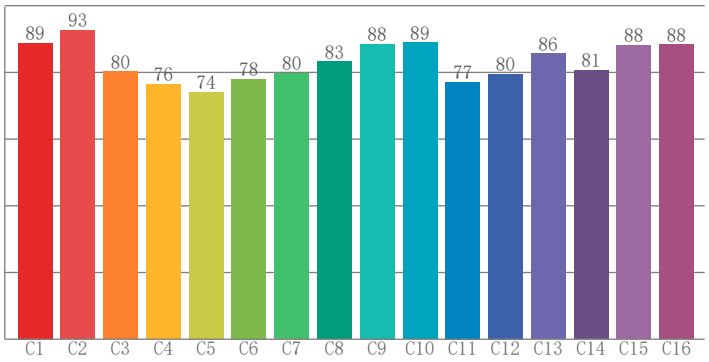

CRI: 87.0 (R1-R8)

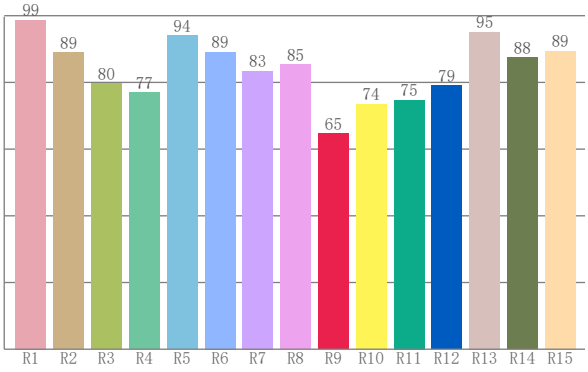

CRI R values, only R1-R8 are used to calculate final CRI value

R1	R2	R3	R4	R5	R6	R7	R8	R9	R10	R11	R12	R13	R14	R15
98.7	89.0	79.6	76.9	94.0	89.1	83.4	85.4	64.6	73.6	74.7	79.1	95.1	87.5	89.5

TM30 C values, 16 binned values out of total of 99 C values

C1	C2	C3	C4	C5	C6	C7	C8	C9	C10	C11	C12	C13	C14	C15	C16
88.8	92.6	80.2	76.4	74.1	78.0	79.7	83.2	88.5	89.0	77.2	79.6	85.7	80.6	88.1	88.3

CQS Q values

Q1	Q2	Q3	Q4	Q5	Q6	Q7	Q8	Q9	Q10	Q11	Q12	Q13	Q14	Q15
89.0	90.3	78.5	87.7	88.0	81.2	90.2	97.5	87.2	81.1	87.5	90.5	93.7	86.8	88.2

CQS: 87.0

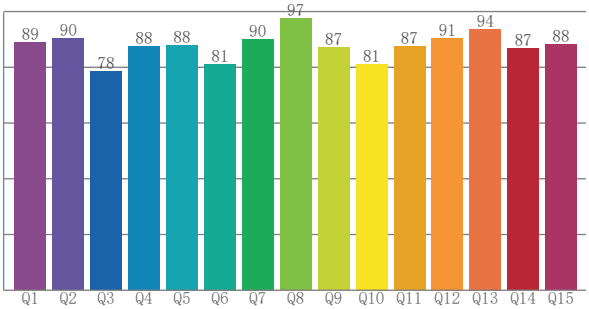

Color parameters

Color temperature	Color rendering index	Red component	Color fidelity	Color gamut	Color quality scale	Color coordinate cie 1931	Color coordinate cie 1931	Color coordinate	Color coordinate	Color diviation from black body
CCT	CRI	CRI R9	TM30 Rf	TM30 Rg	CQS	x	y	u	v	Δuv
5783 K	87.0	64.6	82.7	108.4	87.0	0.327	0.326	0.209	0.313	-0.0086

TM-30 DETAILS | CTP 100 %

Rf 82.7

Fidelity index Rf

Rg 108.4

Gamut index Rg

		Shifts (%)	
Hue Bin	R_f	Chroma	Hue
1	89	-4%	-4%
2	93	-2%	3%
3	80	0%	12%
4	76	6%	14%
5	74	13%	11%
6	78	16%	5%
7	80	13%	-4%
8	83	5%	-9%
9	88	-4%	-9%
10	89	-6%	0%
11	77	-4%	13%
12	80	3%	14%
13	86	9%	9%
14	81	10%	6%
15	88	8%	-5%
16	88	5%	-6%

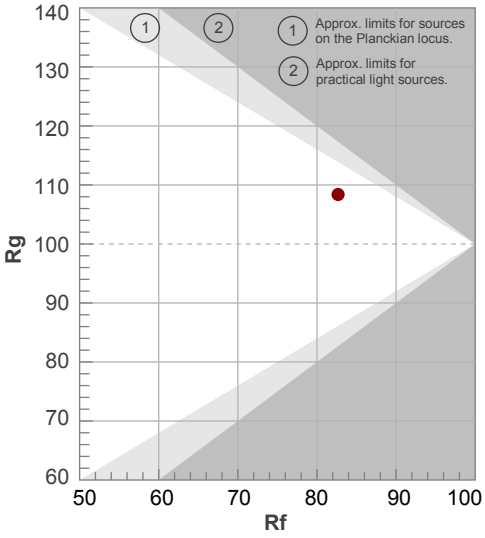

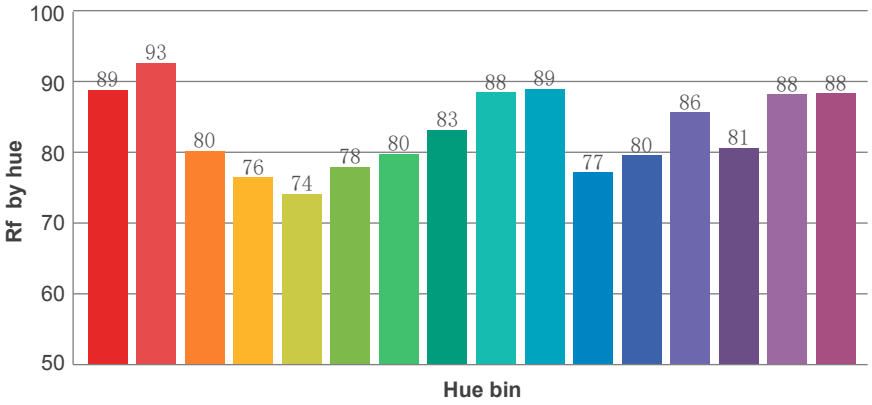

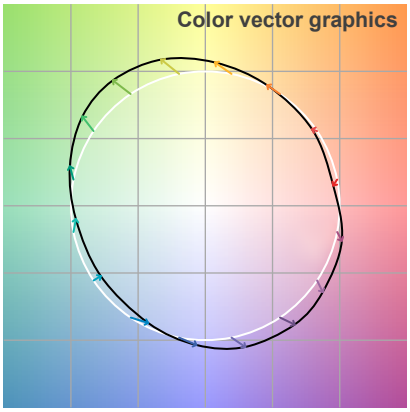

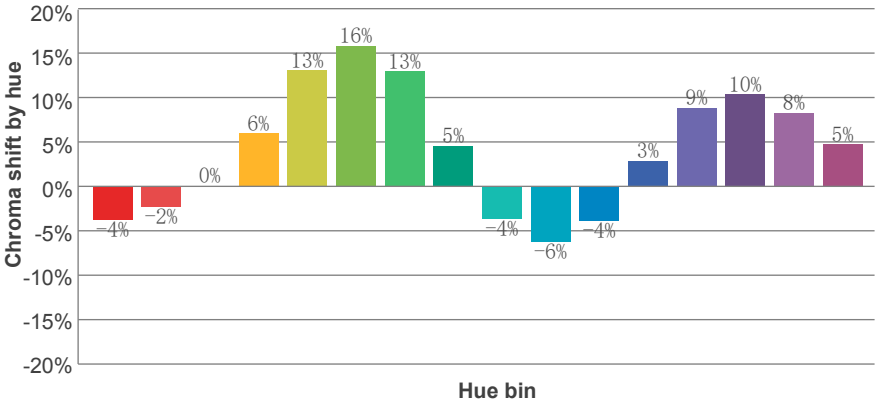

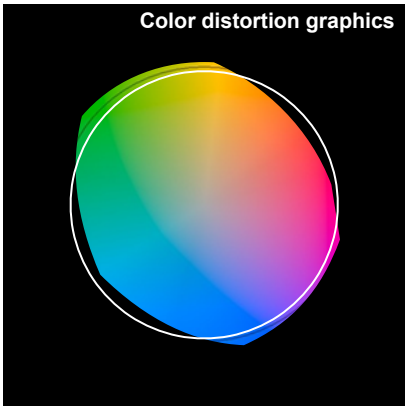

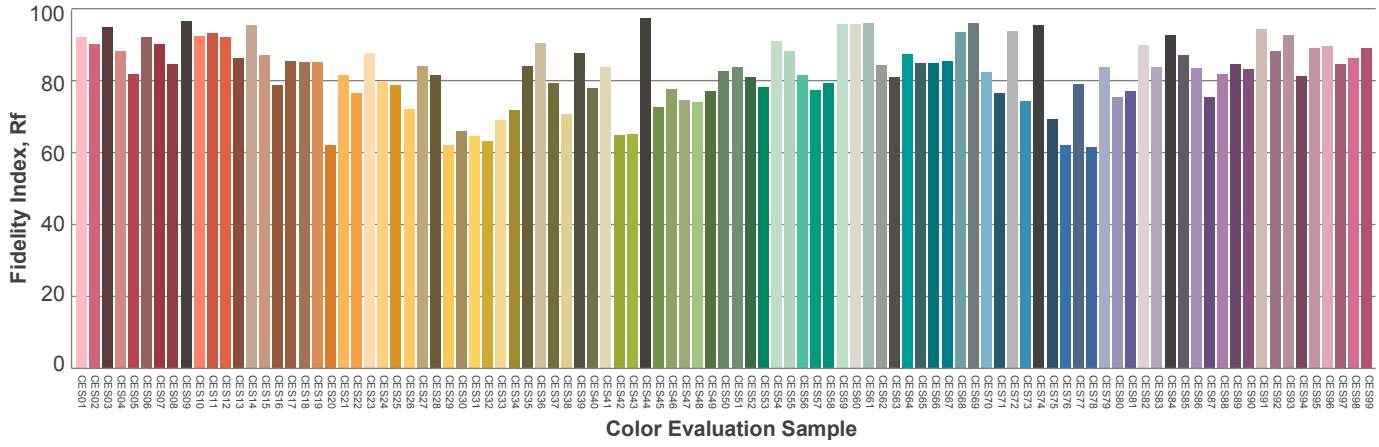

AYRTON

Digital Lighting